

MAINE STATEWIDE SURVEY

A SURVEY OF RESIDENTS

Presentation prepared for Maine SiX
June 2019

GENERAL LANDSCAPE

KEY FINDINGS

- A majority of Mainers think the state is headed in the right direction while just four in ten think it is headed in the wrong direction, a double-digit swing from last year. Not surprisingly, those in Cumberland, York, and the Lake region, as well as residents with college degrees have become more satisfied with the state's direction. Joining this sentiment are self identified liberals, while conservatives now think the state is headed in the wrong direction.
- While the trend holds when it comes to liberals and conservatives' satisfaction with the direction of their area, residents of Cumberland and the Lake region are more dissatisfied with their area than last year. College women and those in York are more satisfied with their area than last year.
- Mainers are most worried about issues around healthcare, especially access to quality and affordable care, the cost of prescription drugs, and opioid abuse. While concern over opioid abuse decreased slightly (it was the top concern last year), both access to care and the cost of Rx drugs increased by double digits. Concern over access to healthcare increased most among men and those in the Lake region. The cost of prescription drugs increased most among men, in Kennebec, and the Lake region, while it decreased by two points in the northern region.
- Voters are also very worried about job opportunities in the state, the cost of higher education, property taxes, income tax fairness, access to quality education, and climate change.
- While many have concerns, Mainers overall are less concerned about student loan debt, protections for workers, access to broadband, or sea level rise.

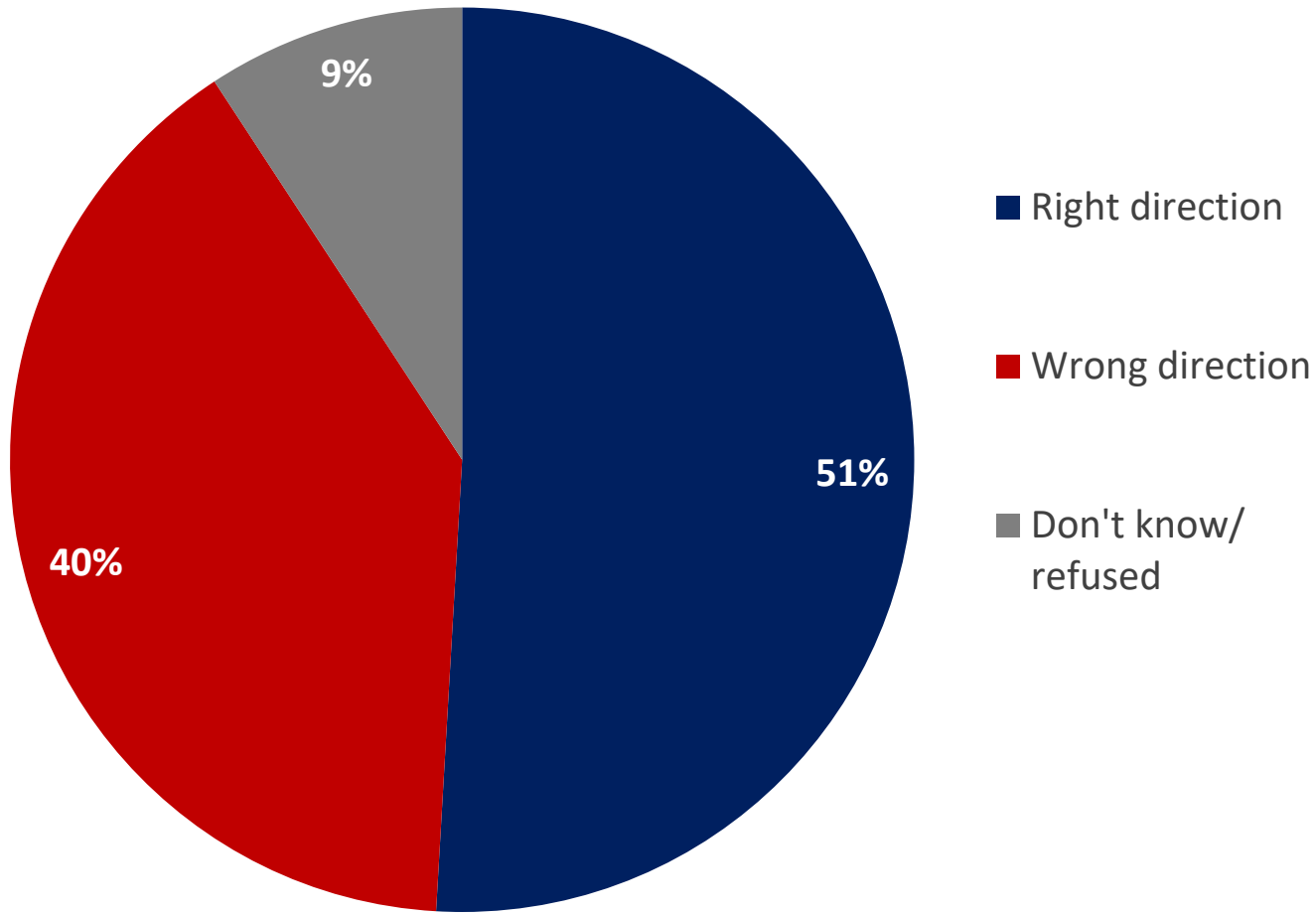
600 interviews among adults were conducted from June 14-June 20, 2019 via both internet and phone survey. The results were weighted to ensure proportional responses. The margin of error is ± 4 percent at the 95% confidence level.

Northern Region:
Aroostook,
Piscataquis, and
Somerset counties

Lake Region:
Androscoggin,
Franklin, and Oxford
counties

Coastal Region:
Hancock, Knox,
Lincoln, Sagadahoc,
Waldo, and
Washington counties

DIRECTION OF MAINE



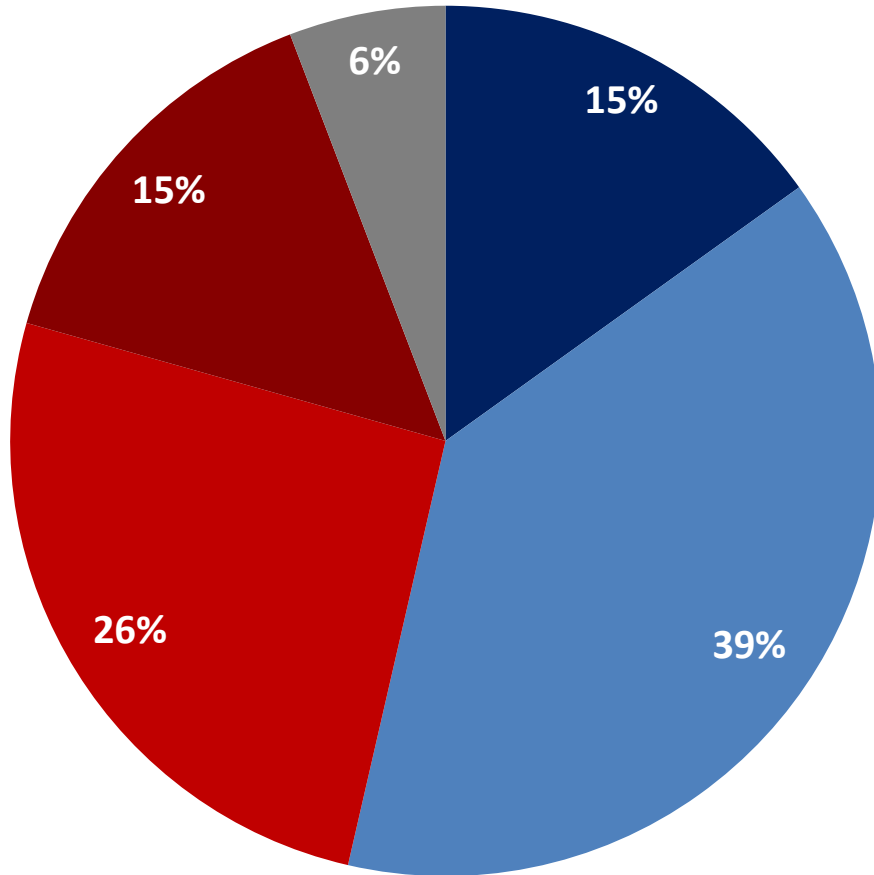
Q1. Starting out, do you think that things in Maine are going in the right direction or do you feel things have gotten off on the wrong track?

BREAKOUT: DIRECTION OF MAINE

	Right direction		Wrong direction		Don't know/refused	
	2019	Δ 2018	2019	Δ 2018	2019	Δ 2018
Total	51%	+9	40%	-4	9%	-5
Non-college men	53%	+4	41%	+9	6%	-13
Non-college women	45%	+7	42%	-6	13%	0
College men	57%	+11	37%	-3	5%	-8
College women	49%	+13	38%	-15	12%	+2
York County	69%	+27	27%	-15	4%	-12
Cumberland County	50%	+12	42%	-3	8%	-9
Kennebec County	45%	-4	43%	+3	12%	+1
Penobscot County	50%	0	43%	+5	7%	-6
Northern Region	46%	+1	40%	0	14%	+8
Lake Region	43%	+10	51%	+1	6%	-11
Coastal Region	50%	+7	36%	-7	14%	0
Under 45	47%	+4	39%	-4	15%	-1
45-64	49%	+9	45%	+1	6%	-10
65+	58%	+14	35%	-9	7%	-5
Liberal	77%	+59	17%	-53	6%	-6
Moderate	44%	-3	43%	+4	12%	-2
Conservative	24%	-42	72%	+53	4%	-11

Q1. Starting out, do you think that things in Maine are going in the right direction or do you feel things have gotten off on the wrong track?

DIRECTION OF AREA



- Very satisfied
- Satisfied
- Dissatisfied
- Very dissatisfied
- Don't know/ refused

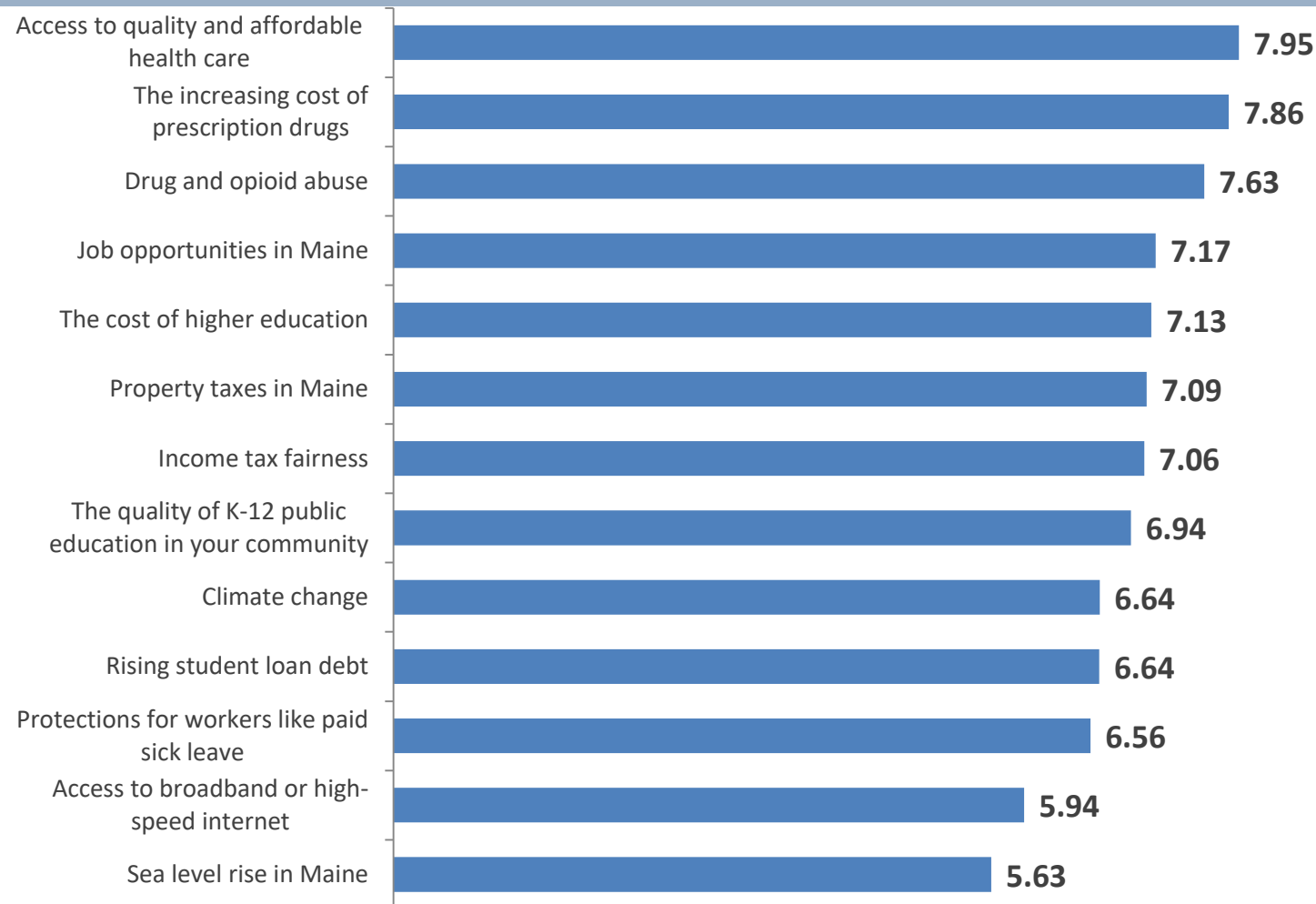
Q2. And thinking about the direction your area of the state is headed, generally speaking, are you very satisfied, satisfied, dissatisfied, or very dissatisfied with the direction in which things are headed?

BREAKOUT: DIRECTION OF AREA

	Total satisfied		Total dissatisfied		Don't know/refused	
	2019	Δ 2018	2019	Δ 2018	2019	Δ 2018
Total	54%	-1	41%	+1	6%	0
Non-college men	57%	-2	38%	+6	5%	-4
Non-college women	46%	0	46%	-1	8%	0
College men	58%	-6	38%	+5	4%	+1
College women	55%	+4	39%	-6	6%	+3
York County	66%	+6	30%	-4	3%	-3
Cumberland County	54%	-1	42%	+5	4%	-3
Kennebec County	49%	-9	43%	+7	8%	+2
Penobscot County	53%	-1	43%	+1	4%	-1
Northern Region	48%	+6	43%	-8	9%	+2
Lake Region	43%	-12	53%	+15	5%	-3
Coastal Region	57%	+4	34%	-9	9%	+5
Under 45	48%	-6	44%	+5	7%	+1
45-64	52%	+1	44%	+2	4%	-3
65+	61%	+4	33%	-4	6%	1
Liberal	78%	+42	19%	-41	3%	-1
Moderate	50%	-10	44%	+10	7%	0
Conservative	25%	-47	70%	+47	6%	0

Q2. And thinking about the direction your area of the state is headed, generally speaking, are you very satisfied, satisfied, dissatisfied, or very dissatisfied with the direction in which things are headed?

ISSUES FACING MAINE



Q3-15. Now I'm going to read you a list of issues facing Maine. Please rate each one on a scale of 0 to 10 how concerned you are about each issue. Use a 10 if it is something you are extremely concerned about or a 0 if it is something you are not concerned about at all. You can use any number between 0 and 10.

BREAKOUT: ISSUES FACING MAINE

	Access to affordable health care		Increase cost of RX drugs		Drug and opioid abuse		Job opportunities in ME		Cost of higher education		Property taxes in ME	
	2019	Δ 2018	2019	Δ 2018	2019	Δ 2018	2019	Δ 2018	2019	Δ 2018	2019	Δ 2018
Total	69%	+12	66%	+12	62%	-3	53%	+11	53%	+4	50%	+9
Non-college men	74%	+20	71%	+16	60%	-3	62%	+26	60%	+17	53%	+12
Non-college women	68%	+8	64%	+1	64%	-7	51%	+3	54%	+5	49%	+1
College men	66%	+16	64%	+20	59%	0	48%	+11	43%	-6	51%	+19
College women	69%	+6	66%	+15	64%	+2	51%	+7	53%	-1	47%	+7
York County	69%	+13	56%	+7	65%	+7	49%	+12	49%	-10	53%	+10
Cumberland County	65%	+6	62%	+10	63%	0	53%	+13	57%	+3	47%	+8
Kennebec County	65%	+16	78%	+27	65%	-1	59%	+26	60%	+17	55%	+20
Penobscot County	67%	+2	65%	+9	56%	-8	50%	-1	44%	+3	49%	+6
Northern Region	68%	+8	65%	-2	58%	-5	53%	+3	54%	+10	45%	-4
Lake Region	74%	+25	72%	+21	64%	-7	62%	+24	57%	+10	50%	+16
Coastal Region	75%	+14	69%	+14	61%	-6	48%	+3	49%	0	53%	+8
Under 45	62%	+14	53%	+14	59%	-6	46%	+6	49%	+1	44%	+11
45-64	72%	+7	71%	+11	62%	0	56%	+16	51%	+2	57%	+7
65+	74%	+14	74%	+12	64%	-1	57%	+12	58%	+8	49%	+8
Liberal	80%	+9	76%	+12	66%	-2	56%	+9	63%	-1	42%	+4
Moderate	69%	+11	64%	+8	62%	-6	56%	+11	53%	+7	52%	+10
Conservative	51%	+13	54%	+19	57%	+4	43%	+14	39%	+3	59%	+16

Q3-15. Now I'm going to read you a list of issues facing Maine. Please rate each one on a scale of 0 to 10 how concerned you are about each issue. Use a 10 if it is something you are extremely concerned about or a 0 if it is something you are not concerned about at all. You can use any number between 0 and 10.

% Very concerned

BREAKOUT: ISSUES FACING MAINE

	Fair income tax		Quality education		Climate change	Rising student loan debt	Protections for workers	Access to high speed internet		Sea level rise in ME
	2019	2019	Δ 2018	2019	2019	2019	2019	Δ 2018	2019	
Total	51%	52%	+16	53%	45%	44%	36%	+12	34%	
Non-college men	55%	55%	+25	57%	55%	54%	45%	+24	41%	
Non-college women	51%	50%	+7	48%	38%	35%	31%	+9	27%	
College men	49%	48%	+21	49%	40%	40%	37%	+13	39%	
College women	50%	54%	+13	54%	48%	45%	32%	+2	30%	
York County	54%	53%	+13	57%	44%	41%	30%	+4	37%	
Cumberland County	49%	56%	+21	58%	49%	42%	35%	+19	41%	
Kennebec County	51%	48%	+26	54%	38%	33%	27%	+7	29%	
Penobscot County	34%	48%	+16	41%	38%	48%	31%	+3	21%	
Northern Region	51%	54%	+17	45%	46%	48%	50%	+14	32%	
Lake Region	60%	56%	+22	61%	43%	52%	42%	+16	35%	
Coastal Region	55%	46%	+4	46%	49%	42%	37%	+11	34%	
Under 45	41%	59%	+20	44%	44%	38%	29%	+5	24%	
45-64	63%	48%	+14	54%	44%	42%	42%	+18	34%	
65+	50%	49%	+15	61%	47%	51%	37%	+13	45%	
Liberal	57%	57%	+15	78%	55%	54%	47%	+14	52%	
Moderate	49%	50%	+14	47%	43%	42%	31%	+10	29%	
Conservative	44%	46%	+20	22%	31%	30%	30%	+11	16%	

Q3-15. Now I'm going to read you a list of issues facing Maine. Please rate each one on a scale of 0 to 10 how concerned you are about each issue. Use a 10 if it is something you are extremely concerned about or a 0 if it is something you are not concerned about at all. You can use any number between 0 and 10.

% Very concerned

POLITICAL LANDSCAPE

KEY FINDINGS

- A majority of Mainers approve of the job Governor Janet Mills is doing, particularly college women, those 65 and older, and residents of Cumberland County.
- Democrats job approval has increased by a net of 5 points since last year, with the biggest gains coming from non-college men, and residents of Cumberland and the Coastal region. However, disapproval has increased among non-college women and residents of Penobscot, and the Lake region.
- While Mainers were split when it came to the job Republicans in Augusta were doing last year, a plurality now disapprove with the largest shifts coming from non-college men and the northern region. Even conservatives are more likely to disapprove.
- A plurality of Mainers identify as moderate while a third say they are liberal and one in five are conservative. However, three in ten place themselves ideologically between the two parties while just one in five are at home with one of the parties.
- While most demographic groups place themselves ideologically between the two parties, college women and Cumberland residents lean towards Democrats in Augusta.
- Although residents do not view their personal political ideology as changing much over the last year, both the Democrats and Republicans in Augusta are viewed as more extreme than they were last year.

600 interviews among adults were conducted from June 14-June 20, 2019 via both internet and phone survey. The results were weighted to ensure proportional responses. The margin of error is ± 4 percent at the 95% confidence level.

Northern Region:
Aroostook,
Piscataquis, and
Somerset counties

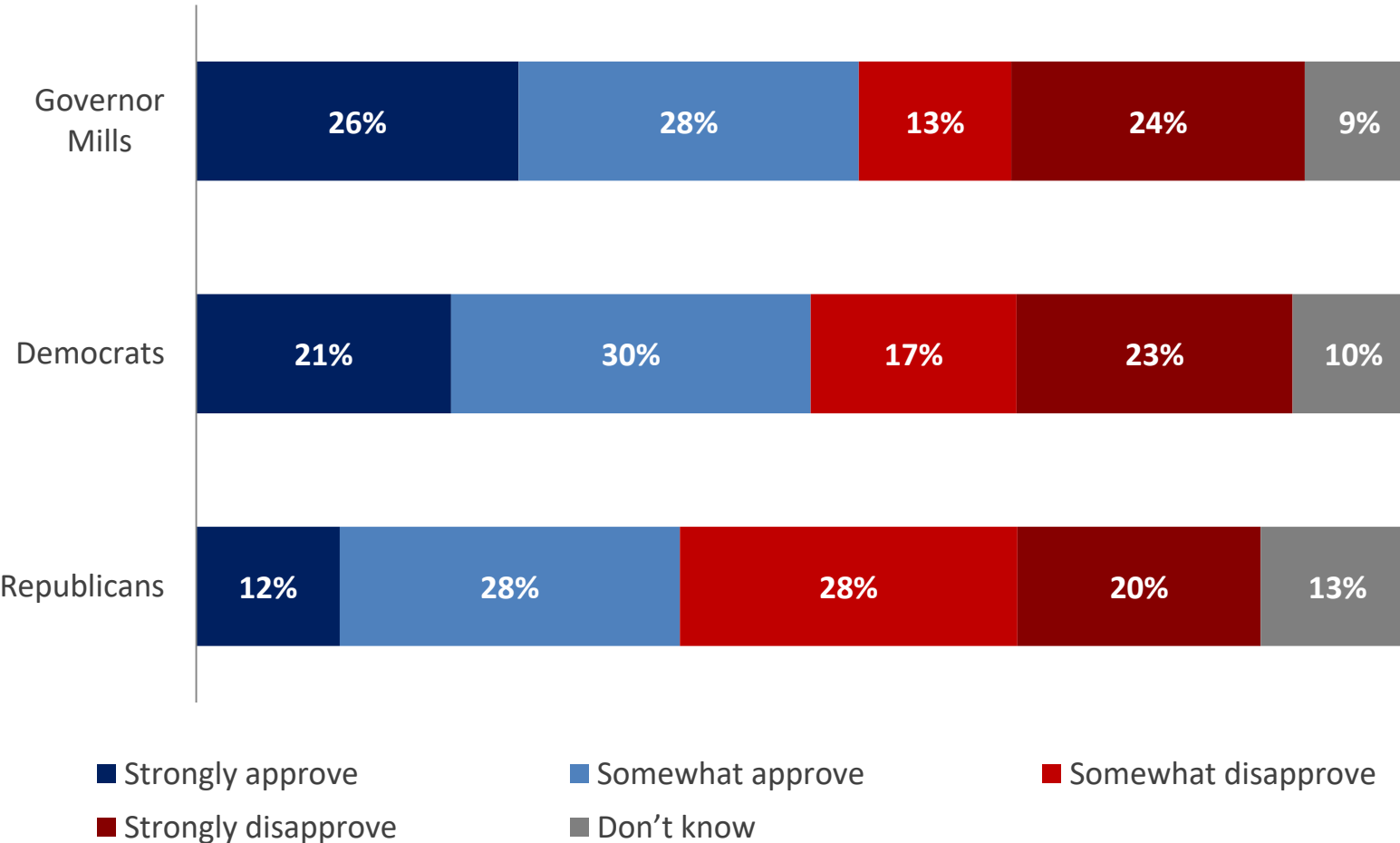
Lake Region:
Androscoggin,
Franklin, and Oxford
counties

Coastal Region:
Hancock, Knox,
Lincoln, Sagadahoc,
Waldo, and
Washington counties

JOB APPROVAL

Q38. Overall, would you say you approve or disapprove of the job Janet Mills has done as Governor of Maine? And would you say you strongly or somewhat approve/disapprove?

Q39-40. Overall, would you say you approve or disapprove of the job have done in the Maine state legislature? And would you say you strongly or somewhat approve/disapprove?



BREAKOUT: APPROVAL OF GOVERNOR MILLS

	Total approve	Total disapprove	Don't know/refused
Total	54%	37%	9%
Non-college men	57%	33%	10%
Non-college women	48%	42%	10%
College men	54%	41%	5%
College women	60%	30%	10%
York County	59%	30%	11%
Cumberland County	61%	32%	8%
Kennebec County	49%	45%	6%
Penobscot County	56%	37%	7%
Northern Region	44%	39%	16%
Lake Region	47%	47%	6%
Coastal Region	56%	34%	10%
Under 45	48%	40%	12%
45-64	52%	42%	7%
65+	64%	27%	9%
Liberal	89%	6%	5%
Moderate	49%	39%	12%
Conservative	12%	83%	5%

Q38. Overall, would you say you approve or disapprove of the job Janet Mills has done as Governor of Maine? And would you say you strongly or somewhat approve/disapprove?

BREAKOUT: DEMOCRATS JOB APPROVAL

	Total approve		Total disapprove		Don't know/refused	
	2019	Δ 2018	2019	Δ 2018	2019	Δ 2018
Total	50%	+3	40%	-2	10%	-1
Non-college men	57%	+16	37%	-14	6%	-2
Non-college women	43%	-6	41%	+7	16%	-1
College men	47%	+2	45%	-3	8%	+1
College women	56%	+1	35%	+2	9%	-3
York County	53%	-1	34%	-1	13%	+2
Cumberland County	58%	+10	37%	-2	5%	-8
Kennebec County	42%	-1	45%	+1	12%	0
Penobscot County	47%	+5	48%	+6	5%	-11
Northern Region	44%	+1	41%	-7	15%	+6
Lake Region	42%	-9	48%	+8	10%	+1
Coastal Region	56%	+10	32%	-13	13%	+3
Under 45	46%	+1	39%	0	14%	-1
45-64	47%	+5	45%	-1	7%	-4
65+	58%	+5	33%	-5	9%	0
Liberal	90%	+16	6%	-13	4%	-3
Moderate	43%	-5	43%	+4	14%	0
Conservative	5%	-8	91%	+14	4%	-6

Q39. Overall, would you say you approve or disapprove of the job have done in the Maine state legislature? And would you say you strongly or somewhat approve/disapprove?

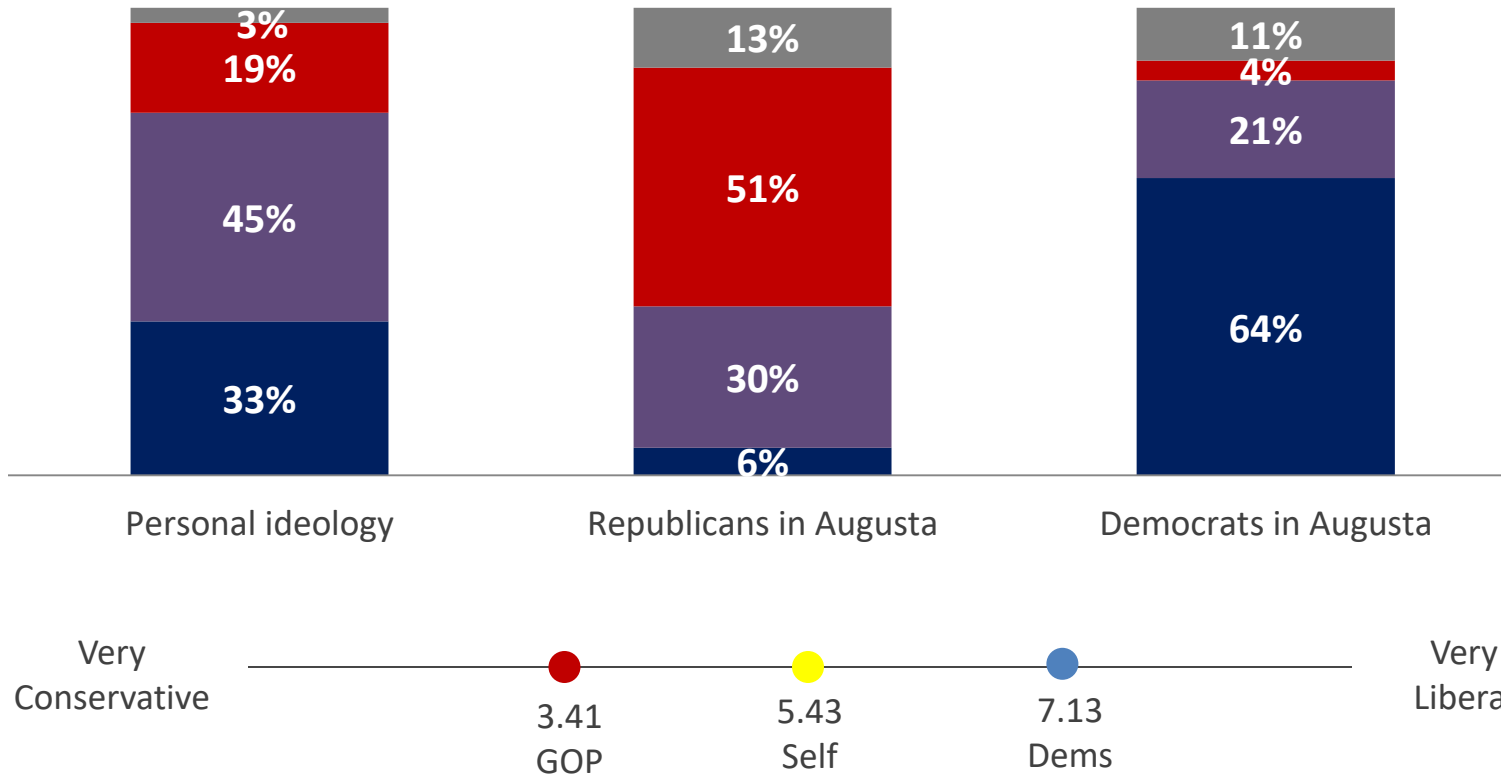
BREAKOUT: REPUBLICANS JOB APPROVAL

	Total approve		Total disapprove		Don't know/refused	
	2019	Δ 2018	2019	Δ 2018	2019	Δ 2018
Total	40%	-5	48%	+3	13%	+3
Non-college men	36%	-17	58%	+19	6%	-2
Non-college women	43%	0	39%	-3	18%	+3
College men	44%	0	44%	-8	13%	+7
College women	37%	-4	50%	+1	13%	+3
York County	33%	-6	52%	-1	15%	+7
Cumberland County	42%	+3	48%	+2	9%	-5
Kennebec County	45%	-1	41%	-1	14%	+3
Penobscot County	53%	-1	37%	+2	10%	-1
Northern Region	30%	-19	52%	+9	19%	+10
Lake Region	41%	-9	48%	+7	11%	+2
Coastal Region	36%	-8	51%	+2	13%	+6
Under 45	43%	-5	41%	+1	16%	+4
45-64	40%	-5	50%	+4	10%	+1
65+	36%	-6	52%	+3	11%	+3
Liberal	16%	+1	76%	-3	8%	+2
Moderate	40%	-7	44%	+3	16%	+4
Conservative	80%	-4	15%	+5	6%	-2

Q40. Overall, would you say you approve or disapprove of the job have done in the Maine state legislature? And would you say you strongly or somewhat approve/disapprove?

IDEOLOGY

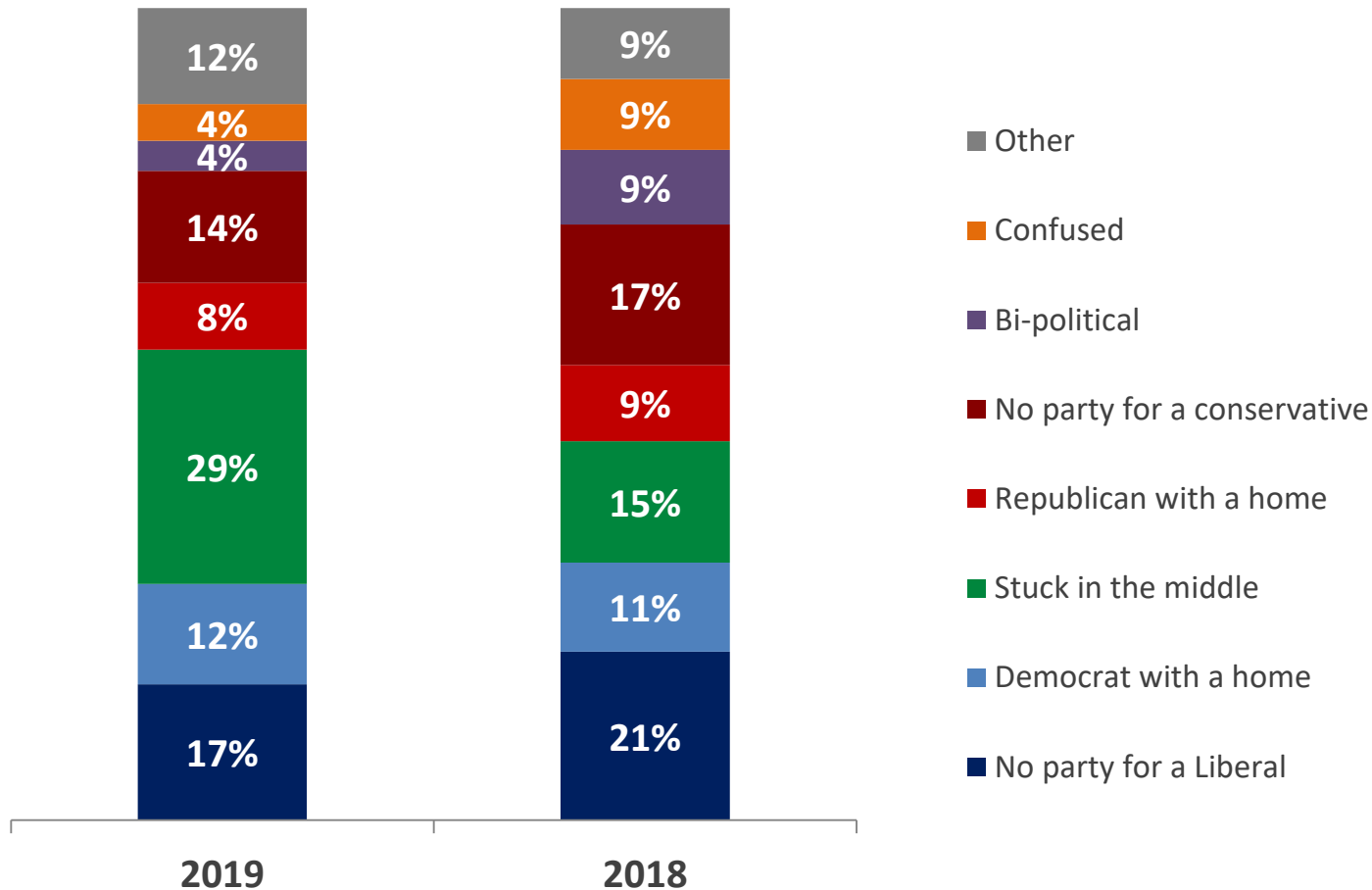
■ Liberal ■ Moderate ■ Conservative ■ DK



Q41. Switching gears a bit, when it comes to your own political ideology, on a scale of 1 to 9 where a nine means very liberal, a one means very conservative and a five means moderate, where would you place yourself when it comes to your political ideology? You can use any number between 1 and 9.

Q42-43. And when it comes to, on a scale of 1 to 9 where a 9 means very liberal, a one means very conservative and a five means moderate, where would you place when it comes to their political ideology? You can use any number between 1 and 9.

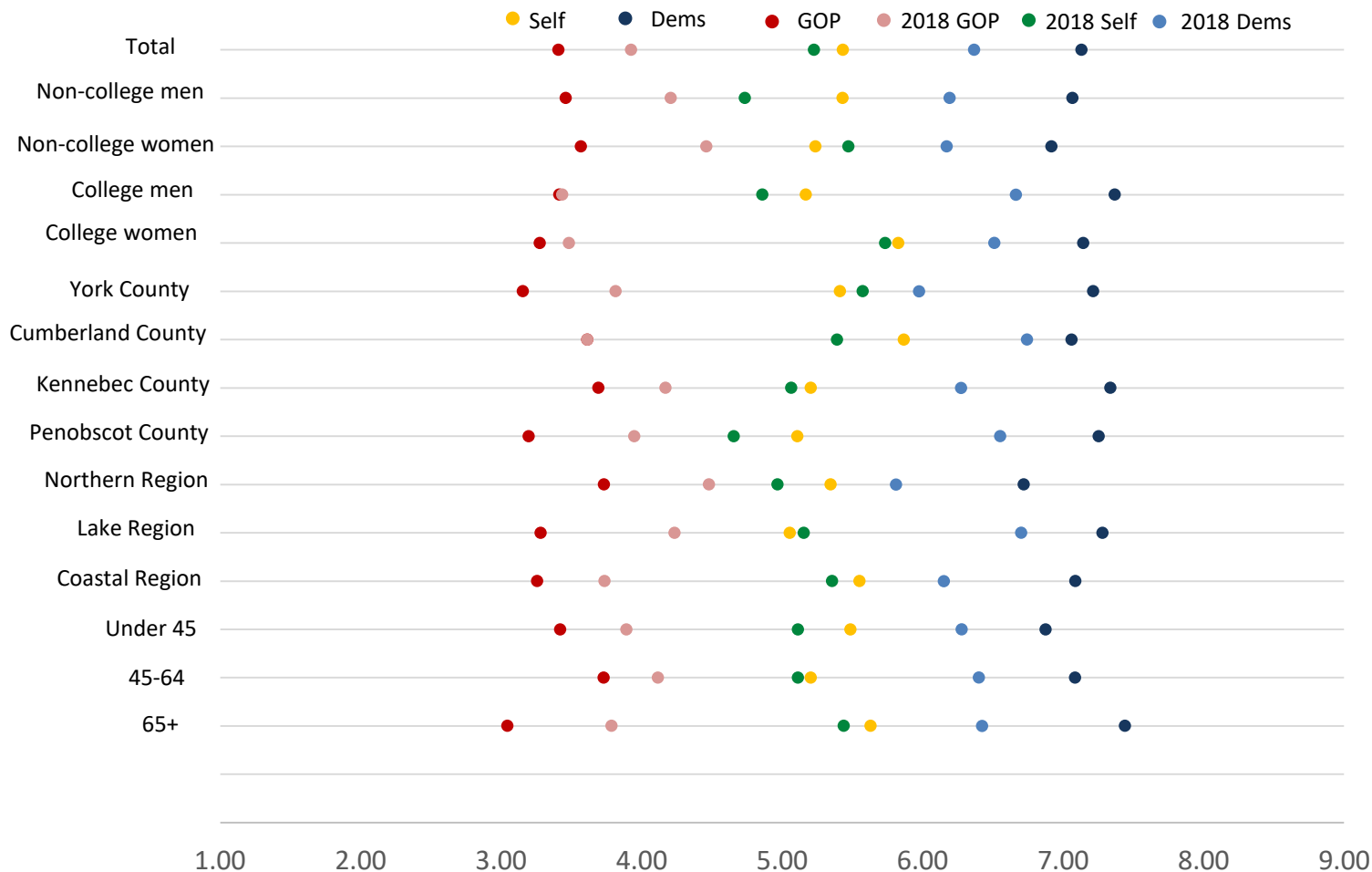
IDEOLOGICAL VOTER TYPE (DEMS VS. GOP IN AUGUSTA)



Q41. Switching gears a bit, when it comes to your own political ideology, on a scale of 1 to 9 where a nine means very liberal, a one means very conservative and a five means moderate, where would you place yourself when it comes to your political ideology? You can use any number between 1 and 9.

Q42-43. And when it comes to, on a scale of 1 to 9 where a 9 means very liberal, a one means very conservative and a five means moderate, where would you place when it comes to their political ideology? You can use any number between 1 and 9.

BREAKOUT: IDEOLOGICAL DIFFERENCES



Q41. Switching gears a bit, when it comes to your own political ideology, on a scale of 1 to 9 where a nine means very liberal, a one means very conservative and a five means moderate, where would you place yourself when it comes to your political ideology? You can use any number between 1 and 9.

Q42-43. And when it comes to, on a scale of 1 to 9 where a 9 means very liberal, a one means very conservative and a five means moderate, where would you place when it comes to their political ideology? You can use any number between 1 and 9.

PROPOSALS

KEY FINDINGS

- Three in five Mainers say it is very important to respond to the U.S. Census next year. Those in Cumberland county and the Lake region, non-college women, college men, younger residents, Moderates, and conservatives are least likely to say responding is very important.
- While both reasons tested are viewed strongly, the importance of the Census for determining community funding was most motivating, particularly among younger Mainers, college women, and those in Penobscot.
- Mainers strongly support many of the policies the state legislature has recently passed or considered with residents most supportive of legislation to make prescription drugs more affordable, ones that will hold pharmaceutical companies accountable for the opioid crisis, and establishing more protections for workers. Each of the top three received strong support across demographic groups. Requiring paid sick days, establishing a panel of experts to set price limits on drugs, expanding broadband to rural communities, and adjusting the income tax brackets are also in the top tier of strongly supported policies.
- A majority of Mainers also strongly support housing bonds for seniors, student debt forgiveness, establishing a fund for medical leave, reducing the gender wage gap, and free community college for C average students. Residents under 45 are least supportive of housing bonds for seniors while college men and Kennebec residents are less likely to support student debt forgiveness. Northern residents are least supportive of a fund for medical leave and reducing the gender wage gap.
- Only public pre-school in ever district and automatic voter registration were strongly supported by less than a majority of residents.

600 interviews among adults were conducted from June 14-June 20, 2019 via both internet and phone survey. The results were weighted to ensure proportional responses. The margin of error is ± 4 percent at the 95% confidence level.

Northern Region:
Aroostook,
Piscataquis, and
Somerset counties

Lake Region:
Androscoggin,
Franklin, and Oxford
counties

Coastal Region:
Hancock, Knox,
Lincoln, Sagadahoc,
Waldo, and
Washington counties

KEY FINDINGS

600 interviews among adults were conducted from June 14-June 20, 2019 via both internet and phone survey. The results were weighted to ensure proportional responses. The margin of error is ± 4 percent at the 95% confidence level.

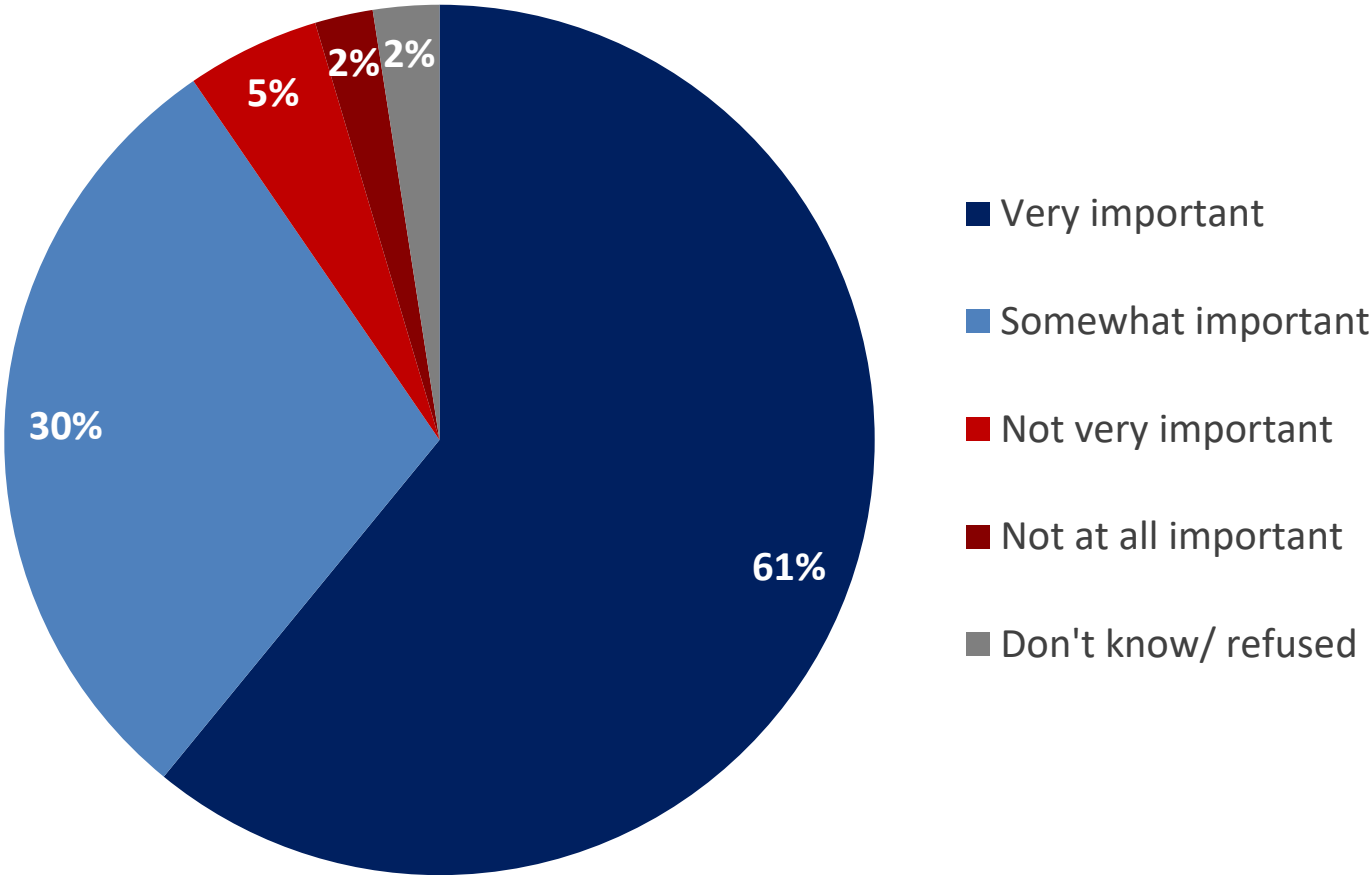
Northern Region:
Aroostook,
Piscataquis, and
Somerset counties

Lake Region:
Androscoggin,
Franklin, and Oxford
counties

Coastal Region:
Hancock, Knox,
Lincoln, Sagadahoc,
Waldo, and
Washington counties

- Nearly two-thirds of Mainers say that climate change is mostly due to human activity while just 14 percent say it is mostly natural changes,
- Liberals, those in Cumberland, older residents, college women, and residents of York attribute it most to human activity while conservatives are split on the cause.
- Three in five Mainers strongly support expanding access to solar energy in Maine, but non-college women and those on the coast are less supportive than other groups. A majority also strongly support investing in renewable energy jobs, particularly men, 65 and older, and those in Cumberland county. Voters have mixed feelings about establishing a climate council to reduce greenhouse gas, with non-college women, those in Penobscot and the North, and residents under 65 least supportive. Building offshore wind turbines is only strongly supported by men, liberals, and those 65 and older.
- Progressive healthcare policies are the most popular with residents of the state as two in five strongly support all three tested and just 16 percent do not strongly support any. Additionally, three in ten Mainers strongly support all four employee focused policies while less than a quarter oppose them.
- Mainers are more split when it comes to education as three in ten strongly support all three policies tested but three in ten also do not strongly support any, particularly college men, and residents of Kennebec and Penobscot.
- Similarly, a quarter of Mainers strongly support all of the environmental policies tested but a quarter also strongly support none of them.
- Overall, a majority of Mainers strongly support at least 10 of the recent policies passed or considered by the state legislature with a quarter strongly supporting at least 15. Just one in five strongly support less than 5 policies, a plurality of whom are conservatives.

IMPORTANCE OF CENSUS



Q30. Switching gears a bit, as you may know, the U.S. government will be conducting the Census in 2020. How important would you say it is for people to respond to the Census in 2020?

BREAKOUT: IMPORTANCE OF CENSUS

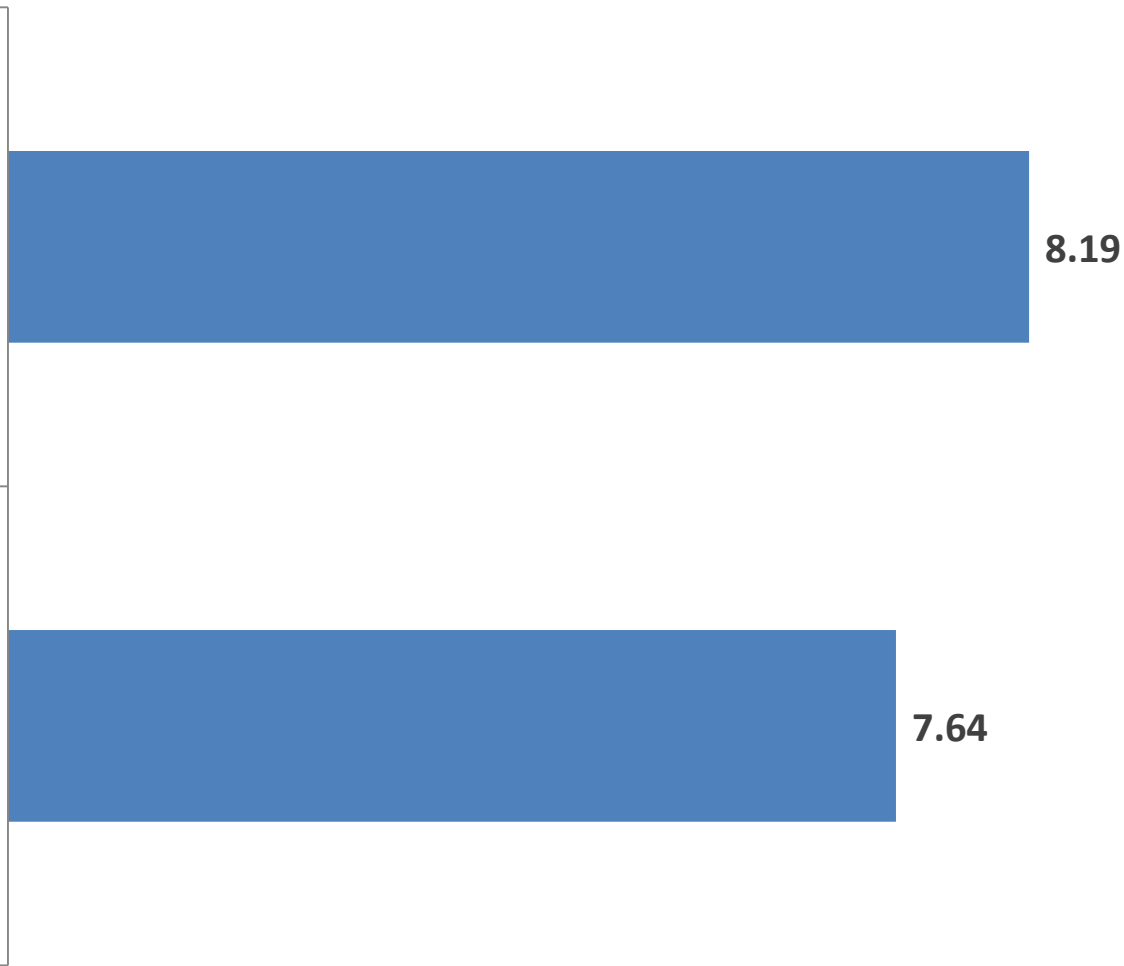
	Very important	Somewhat important	Not very important	Not at all important	Don't know/refused
Total	61%	30%	5%	2%	2%
Non-college men	62%	29%	5%	3%	1%
Non-college women	58%	28%	6%	2%	6%
College men	57%	35%	4%	3%	1%
College women	67%	28%	5%	0%	1%
York County	67%	20%	7%	3%	2%
Cumberland County	51%	40%	5%	2%	2%
Kennebec County	68%	20%	6%	2%	4%
Penobscot County	64%	33%	0%	3%	0%
Northern Region	68%	27%	5%	0%	0%
Lake Region	55%	36%	3%	2%	3%
Coastal Region	63%	22%	7%	2%	5%
Under 45	53%	33%	6%	2%	6%
45-64	60%	31%	6%	2%	0%
65+	70%	24%	3%	2%	1%
Liberal	69%	25%	4%	0%	2%
Moderate	57%	32%	5%	3%	2%
Conservative	58%	32%	6%	3%	1%

Q30. Switching gears a bit, as you may know, the U.S. government will be conducting the Census in 2020. How important would you say it is for people to respond to the Census in 2020?

CENSUS STATEMENT

The results of the Census determine how much funding our communities receive for public services and programs including our schools and law enforcement. It is important to participate to ensure we get our fair share.

Participating in the Census is easy and secure. By law, the Census cannot share your information and is required to keep your identity anonymous.



Q31-32. Now I am going to read you a few reasons people have given for why it is important for everyone to respond to the Census next year. Please rate each on a scale of 0 to 10 where a 10 means it is very strong reason and a 0 means it is not a strong reason at all. You may use any number between 0 and 10.

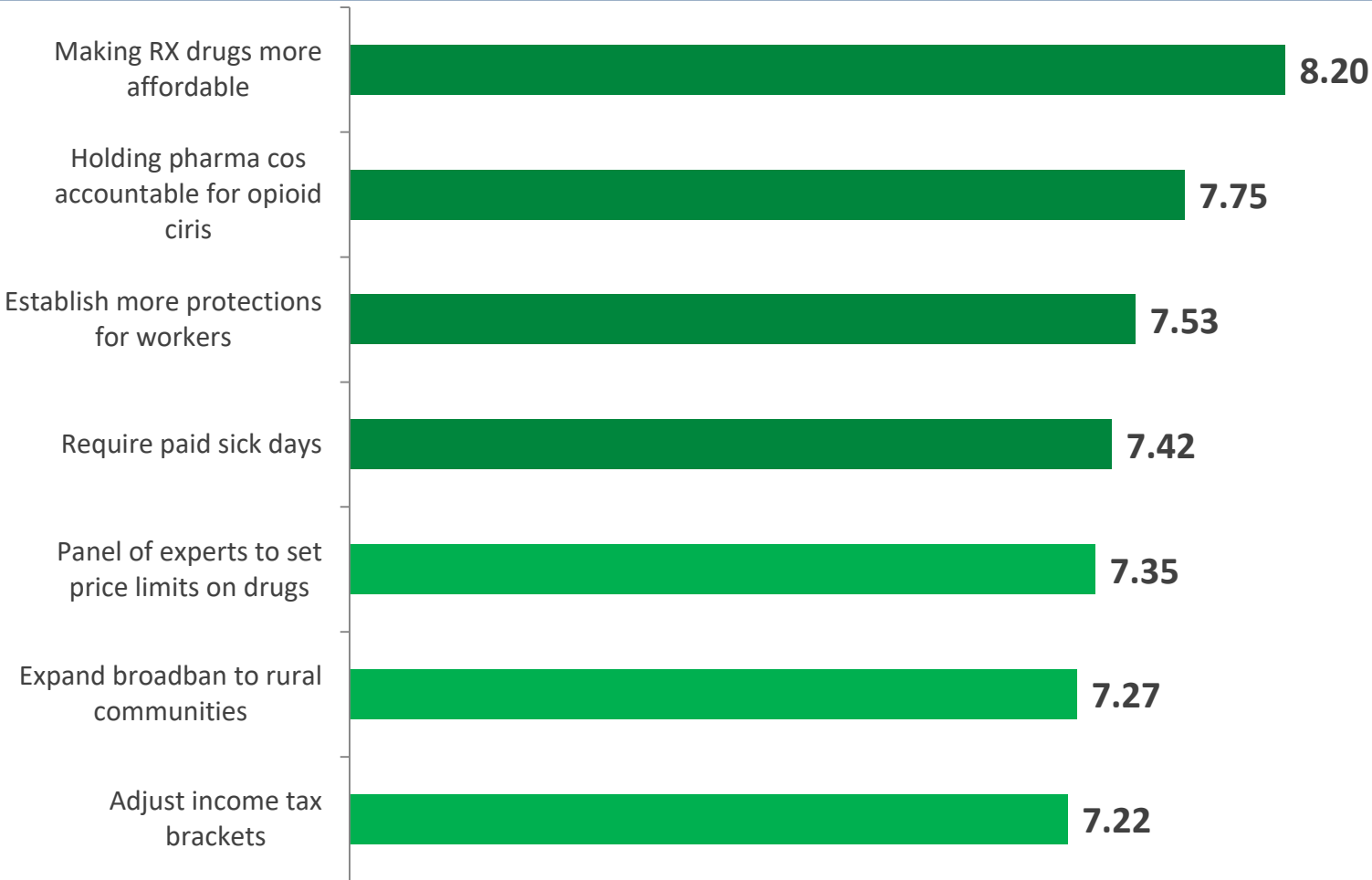
BREAKOUT: CENSUS STATEMENT

	Funding for communities	Easy and secure
Total	72%	64%
Non-college men	69%	69%
Non-college women	69%	60%
College men	68%	66%
College women	80%	61%
York County	76%	70%
Cumberland County	70%	64%
Kennebec County	77%	64%
Penobscot County	70%	54%
Northern Region	79%	71%
Lake Region	74%	62%
Coastal Region	63%	60%
Under 45	65%	50%
45-64	74%	67%
65+	76%	74%
Liberal	81%	71%
Moderate	70%	62%
Conservative	59%	56%

Q31-32. Now I am going to read you a few reasons people have given for why it is important for everyone to respond to the Census next year. Please rate each on a scale of 0 to 10 where a 10 means it is very strong reason and a 0 means it is not a strong reason at all. You may use any number between 0 and 10.

% Very strong

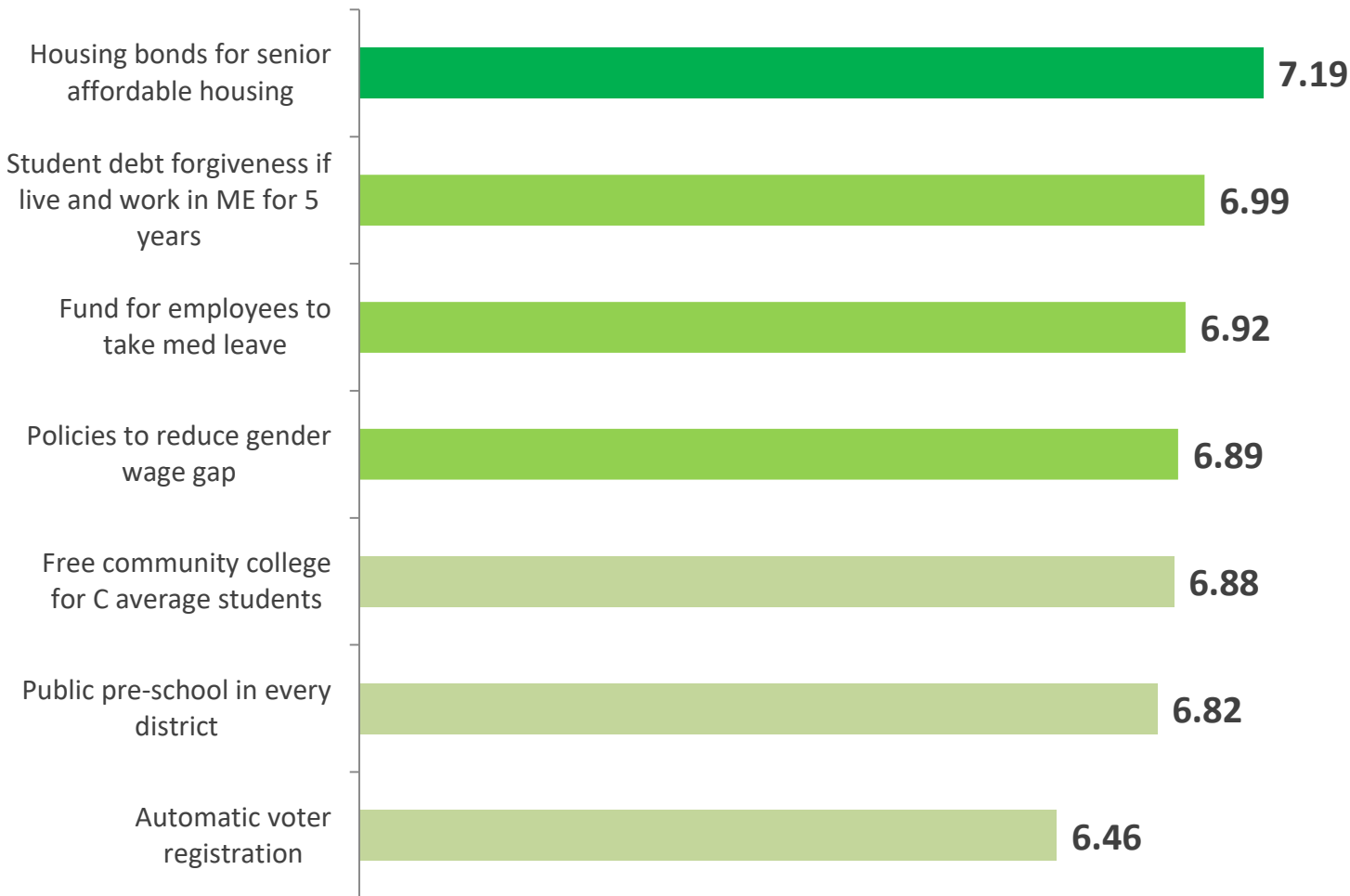
PROPOSAL SUPPORT TIER 1



Q16-29. Now I am going to read a few proposals that people have made about issues here in Maine. Please rate each idea on a scale of 0 to 10, where a 10 means strongly support the proposal, and a 0 means you do not support the proposal at all. You may use any number between 0 and 10.

PROPOSAL SUPPORT TIER 2

Q16-29. Now I am going to read a few proposals that people have made about issues here in Maine. Please rate each idea on a scale of 0 to 10, where a 10 means strongly support the proposal, and a 0 means you do not support the proposal at all. You may use any number between 0 and 10.



BREAKOUT: PROPOSAL SUPPORT TIER 1

	Making RX drugs more affordable	Holding pharma co's account for opioid crisis	More protections for workers		Require paid sick days		Panel of experts to set price limits on drugs	Expand broadband to rural communities	Adjust tax brackets
	2019	2019	2019	Δ 2018	2019	Δ 2018	2019	2019	2019
Total	71%	63%	60%	-5	58%	+3	56%	54%	60%
Non-college men	69%	67%	65%	+1	61%	+5	60%	62%	59%
Non-college women	77%	60%	54%	-16	54%	-7	57%	48%	64%
College men	66%	60%	59%	0	53%	+10	57%	47%	52%
College women	72%	65%	63%	-3	62%	+6	49%	58%	63%
York County	67%	64%	57%	-14	56%	-6	56%	56%	57%
Cumberland County	70%	64%	61%	-4	57%	+11	56%	50%	64%
Kennebec County	79%	61%	57%	+6	52%	+3	59%	49%	58%
Penobscot County	59%	52%	55%	-19	56%	-11	51%	43%	51%
Northern Region	69%	64%	59%	+0	60%	+1	58%	64%	52%
Lake Region	77%	72%	67%	-3	64%	+9	58%	61%	70%
Coastal Region	77%	63%	62%	-1	58%	+3	54%	54%	62%
Under 45	62%	54%	57%	-4	55%	+2	44%	45%	58%
45-64	75%	68%	61%	-7	60%	+1	59%	58%	59%
65+	77%	67%	62%	-5	59%	+4	65%	58%	64%
Liberal	81%	73%	72%	-11	70%	-3	64%	62%	77%
Moderate	71%	63%	60%	-2	56%	+4	56%	54%	60%
Conservative	55%	52%	41%	-8	39%	+2	44%	39%	32%

Q16-29. Now I am going to read a few proposals that people have made about issues here in Maine. Please rate each idea on a scale of 0 to 10, where a 10 means strongly support the proposal, and a 0 means you do not support the proposal at all. You may use any number between 0 and 10.

%Strongly support

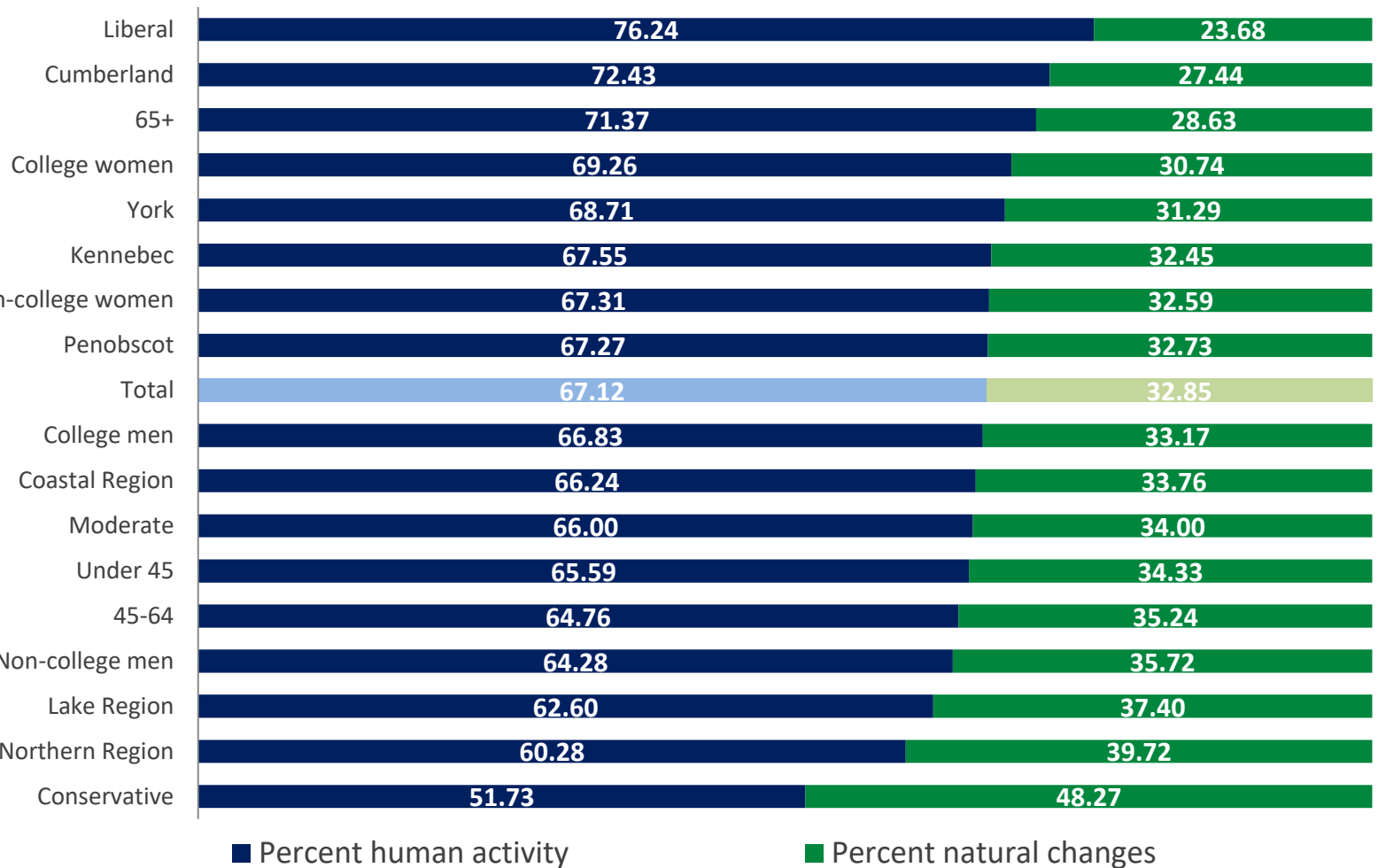
BREAKOUT: PROPOSAL SUPPORT TIER 2

	Housing bonds for senior housing	Student debt forgiveness		Fund for medical leave	Policies to reduce gender wage gap	Free community college		Public pre-school in every district	Automatic voter registration
	2019	2019	Δ 2018	2019	2019	2019	Δ 2018	2019	2019
Total	53%	54%	+4	51%	52%	53%	+6	48%	45%
Non-college men	62%	58%	+14	59%	53%	59%	+16	53%	51%
Non-college women	48%	51%	-5	49%	49%	51%	-5	45%	42%
College men	49%	46%	+6	47%	46%	45%	+11	49%	41%
College women	51%	59%	+2	48%	61%	56%	+3	47%	48%
York County	52%	52%	-5	54%	58%	59%	+10	54%	53%
Cumberland County	51%	53%	+7	56%	57%	51%	+6	47%	41%
Kennebec County	50%	47%	+7	50%	56%	47%	+4	51%	44%
Penobscot County	47%	54%	+4	49%	51%	45%	-6	43%	36%
Northern Region	56%	61%	-4	37%	40%	56%	+3	50%	49%
Lake Region	50%	55%	+4	53%	52%	56%	+10	54%	45%
Coastal Region	59%	54%	+7	49%	48%	54%	+7	43%	50%
Under 45	39%	58%	+7	50%	51%	52%	+8	47%	41%
45-64	58%	50%	+5	50%	51%	55%	+11	46%	47%
65+	62%	53%	-1	53%	56%	51%	-2	53%	48%
Liberal	67%	67%	0	65%	74%	66%	-2	61%	61%
Moderate	49%	53%	+3	50%	47%	54%	+6	49%	42%
Conservative	39%	31%	+4	25%	31%	27%	+7	25%	28%

Q16-29. Now I am going to read a few proposals that people have made about issues here in Maine. Please rate each idea on a scale of 0 to 10, where a 10 means strongly support the proposal, and a 0 means you do not support the proposal at all. You may use any number between 0 and 10.

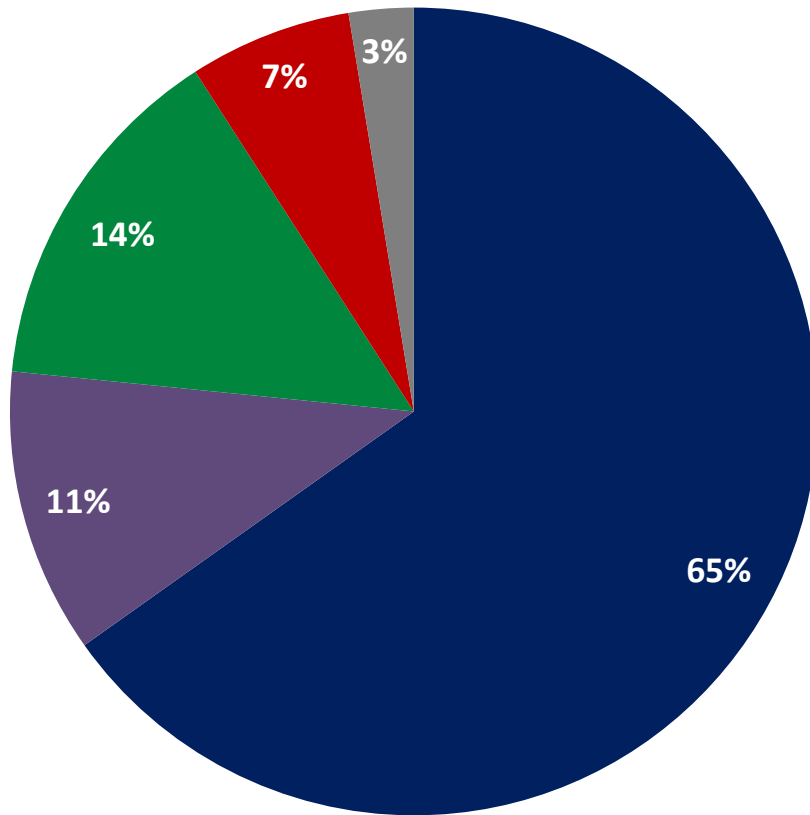
% Strongly support

CLIMATE CHANGE CAUSES



Q33. Switching gears a bit, in general, when it comes to the issue of climate change, what percent do you think is caused by human activity, and what percent do you think is caused by natural changes in the environment? Please make sure answers add up to 100%

HUMAN ACTIVITY ON CLIMATE CHANGE



- Mostly human activity
- Human activity and natural changes
- Mostly natural changes
- Climate change is not happening
- Don't know/refused

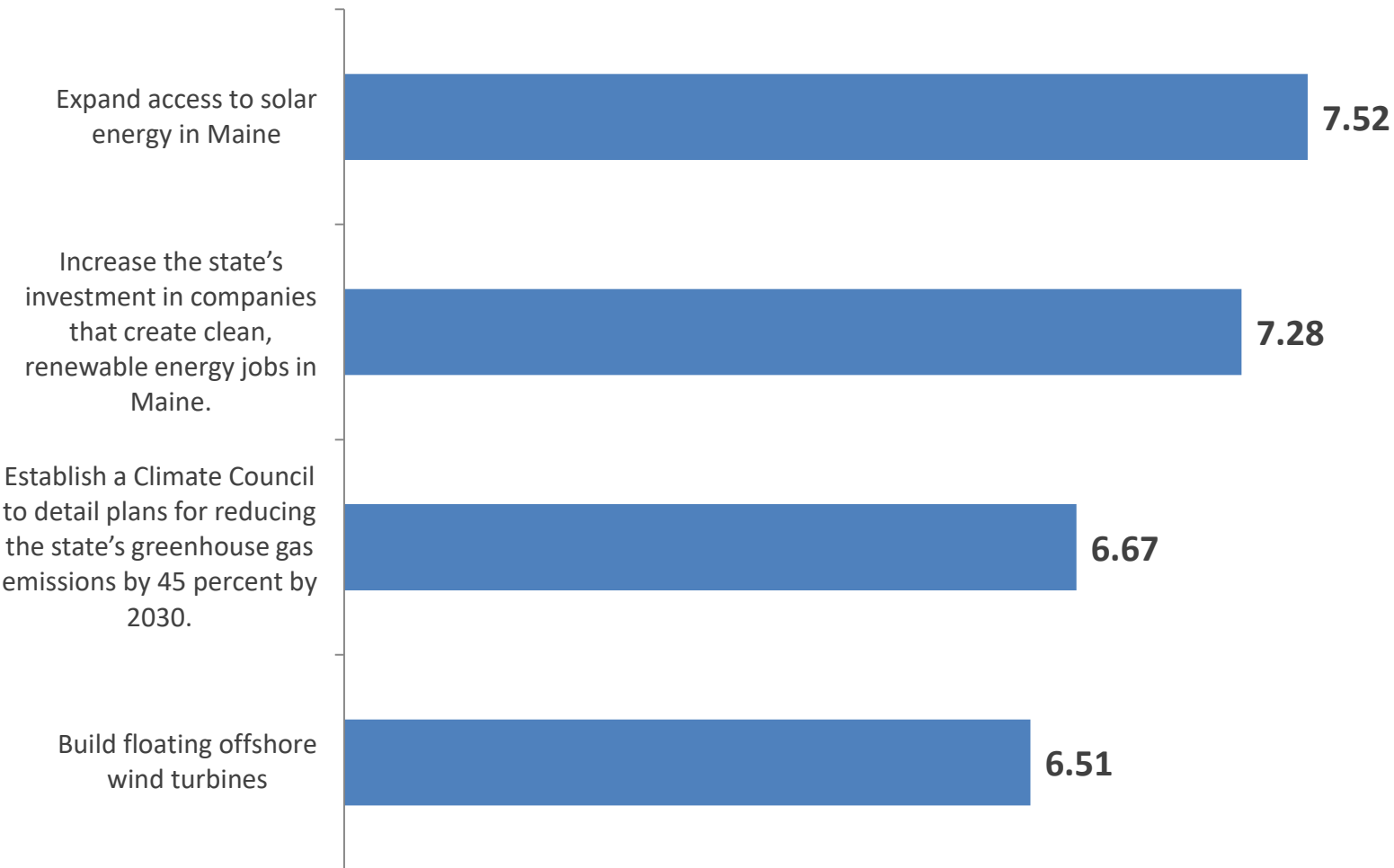
Q33. Switching gears a bit, in general, when it comes to the issue of climate change, what percent do you think is caused by human activity, and what percent do you think is caused by natural changes in the environment? Please make sure answers add up to 100%

BREAKOUT: HUMAN ACTIVITY ON CLIMATE CHANGE

	Mostly human activity	Human activity and natural changes	Mostly natural changes	Climate change is not happening	Don't know/refused
Total	65%	11%	14%	7%	3%
Non-college men	63%	10%	17%	7%	4%
Non-college women	64%	14%	14%	7%	1%
College men	62%	10%	15%	9%	4%
College women	72%	11%	12%	3%	2%
York County	70%	7%	15%	4%	3%
Cumberland County	71%	11%	9%	6%	3%
Kennebec County	59%	17%	10%	10%	4%
Penobscot County	71%	8%	14%	5%	2%
Northern Region	58%	15%	23%	5%	0%
Lake Region	61%	14%	17%	3%	5%
Coastal Region	60%	10%	16%	12%	2%
Under 45	65%	12%	15%	7%	2%
45-64	59%	13%	18%	6%	4%
65+	73%	9%	9%	7%	2%
Liberal	84%	7%	5%	2%	2%
Moderate	64%	13%	16%	5%	3%
Conservative	38%	12%	29%	19%	3%

Q33. Switching gears a bit, in general, when it comes to the issue of climate change, what percent do you think is caused by human activity, and what percent do you think is caused by natural changes in the environment? Please make sure answers add up to 100%

ENVIRONMENTAL ISSUES IN MAINE



Q34-37. Now I am going to read a few proposals that people have made to address environmental issues in Maine. Please rate each idea on a scale of 0 to 10, where a 10 means you strongly support the proposal, and a 0 means you do not support the proposal at all. You may use any number between 0 and 10. .

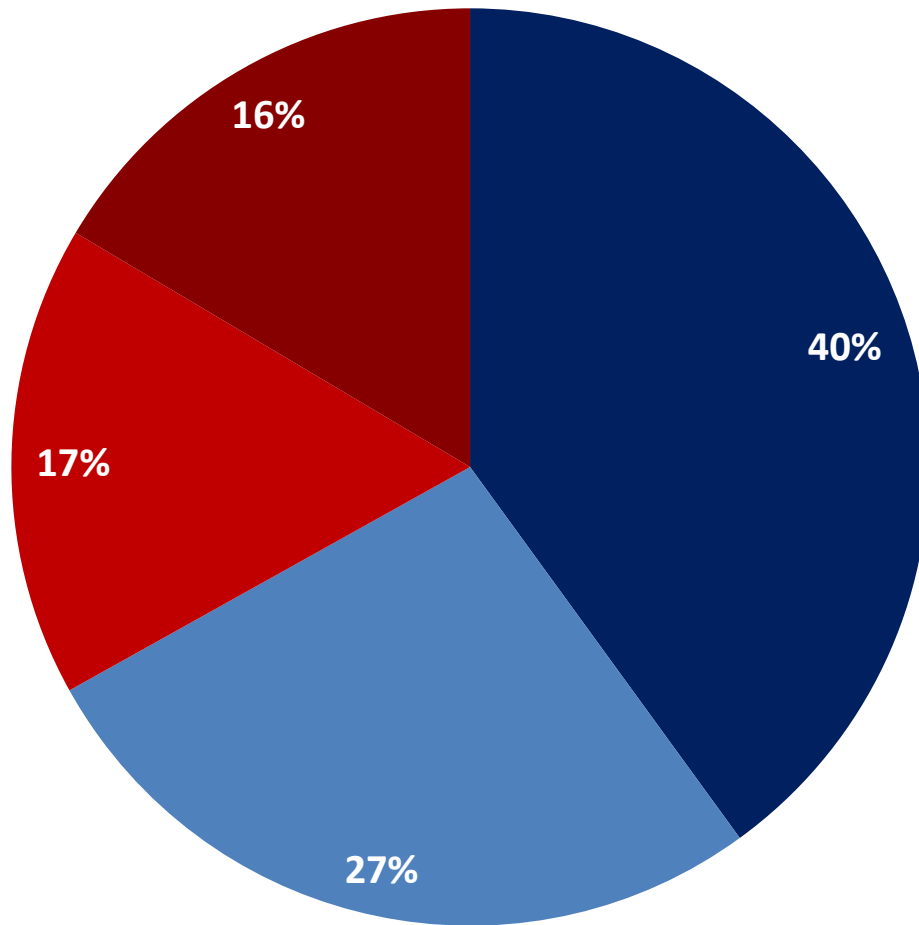
BREAKOUT: ENVIRONMENTAL ISSUES IN MAINE

	Expand access to solar energy	Invest in renewable energy jobs		Climate council to reduce greenhouse gas	Build floating offshore wind turbines
	2019	2019	Δ 2018	2019	2019
Total	62%	55%	-3	50%	43%
Non-college men	65%	63%	+1	57%	53%
Non-college women	55%	45%	-14	44%	35%
College men	62%	61%	+15	48%	51%
College women	69%	57%	-8	52%	37%
York County	63%	59%	-2	51%	45%
Cumberland County	67%	63%	+7	57%	42%
Kennebec County	63%	49%	+2	54%	48%
Penobscot County	61%	48%	-10	36%	33%
Northern Region	64%	53%	-5	38%	49%
Lake Region	63%	58%	-1	58%	40%
Coastal Region	52%	51%	-17	47%	46%
Under 45	63%	52%	+2	46%	35%
45-64	60%	52%	-9	46%	43%
65+	62%	63%	-2	59%	52%
Liberal	79%	76%	-7	73%	56%
Moderate	62%	55%	-2	46%	41%
Conservative	34%	27%	-4	21%	29%

Q34-37. Now I am now going to read a few proposals that people have made to address environmental issues in Maine. Please rate each idea on a scale of 0 to 10, where a 10 means you strongly support the proposal, and a 0 means you do not support the proposal at all. You may use any number between 0 and 10. .

% Strongly support

HEALTH CARE PROPOSALS



■ Strongly support all 3

■ Strongly support 2

■ Strongly support 1

■ Strongly support 0

Q21. Making prescription drugs more affordable and increasing transparency in drug pricing

Q26. Establishing a panel of experts to set upper price limits for common pharmaceutical drugs

Q28. Holding pharmaceutical companies accountable for their role in the opioid crisis

BREAKOUT: HEALTH CARE PROPOSALS

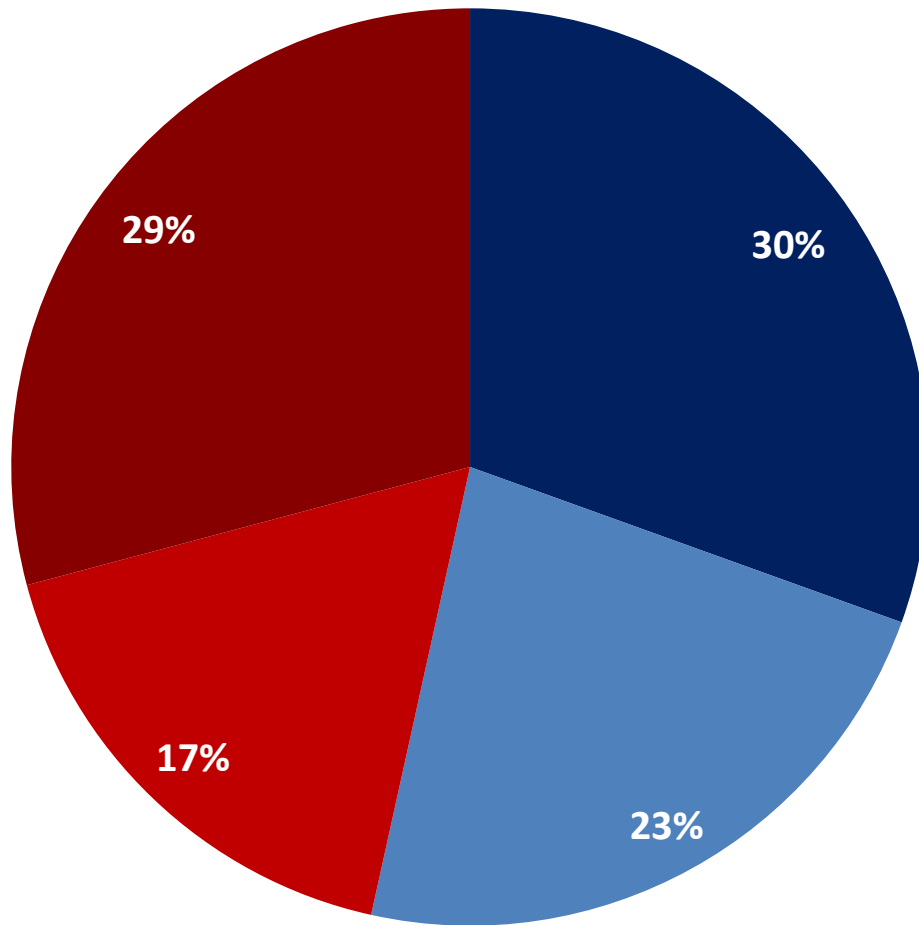
	Strongly support all 3	Strongly support 2	Strongly support 1	Strongly support None
Total	40%	27%	17%	16%
Non-college men	48%	18%	15%	19%
Non-college women	40%	27%	20%	13%
College men	37%	28%	15%	20%
College women	34%	34%	16%	15%
York County	39%	26%	19%	16%
Cumberland County	42%	24%	15%	18%
Kennebec County	43%	23%	22%	11%
Penobscot County	34%	20%	20%	26%
Northern Region	38%	34%	8%	19%
Lake Region	44%	29%	17%	10%
Coastal Region	39%	31%	16%	15%
Under 45	26%	28%	25%	21%
45-64	44%	28%	16%	13%
65+	51%	24%	9%	16%
Liberal	50%	26%	14%	9%
Moderate	38%	30%	16%	17%
Conservative	28%	23%	22%	27%

Q21. Making prescription drugs more affordable and increasing transparency in drug pricing

Q26. Establishing a panel of experts to set upper price limits for common pharmaceutical drugs

Q28. Holding pharmaceutical companies accountable for their role in the opioid crisis

EDUCATION PROPOSALS



■ Strongly support all 3

■ Strongly support 2

■ Strongly support 1

■ Strongly support 0

Q22. Providing student debt forgiveness for any Mainer who lives and works in Maine for at least five years after they graduate from college.

Q23. Making community college free for all Maine residents who maintain a C average or better while they attend school

Q25. Ensuring every school district offers public pre-school

BREAKOUT: EDUCATION PROPOSALS

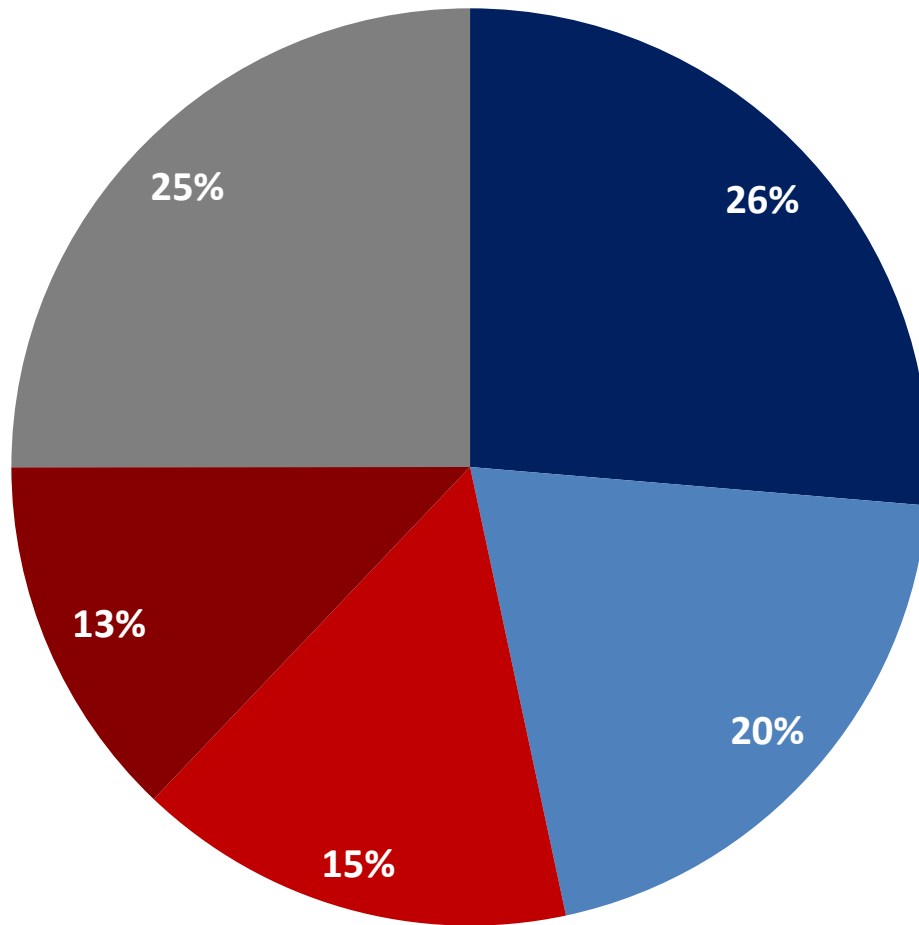
	Strongly support all 3	Strongly support 2	Strongly support 1	Strongly support None
Total	30%	23%	17%	29%
Non-college men	38%	21%	14%	27%
Non-college women	24%	29%	17%	30%
College men	29%	17%	18%	36%
College women	31%	24%	22%	24%
York County	34%	24%	14%	28%
Cumberland County	25%	28%	19%	28%
Kennebec County	28%	24%	13%	35%
Penobscot County	30%	16%	21%	34%
Northern Region	35%	24%	15%	27%
Lake Region	37%	18%	19%	26%
Coastal Region	29%	23%	18%	30%
Under 45	29%	24%	21%	26%
45-64	26%	28%	16%	30%
65+	36%	17%	15%	32%
Liberal	42%	25%	18%	15%
Moderate	28%	26%	20%	26%
Conservative	16%	13%	11%	61%

Q22. Providing student debt forgiveness for any Mainer who lives and works in Maine for at least five years after they graduate from college.

Q23. Making community college free for all Maine residents who maintain a C average or better while they attend school

Q25. Ensuring every school district offers public pre-school

ENVIRONMENT PROPOSALS



- Strongly support all 4
- Strongly support 3
- Strongly support 2
- Strongly support 1
- Strongly support 0

Q34. Increase the state's investment in companies that create clean, renewable energy jobs in Maine.

Q35. Establish a Climate Council to detail plans for reducing the state's greenhouse gas emissions by 45 percent by 2030.

Q36. Expand access to solar energy in Maine

Q37. Build floating offshore wind turbines

BREAKOUT: ENVIRONMENT PROPOSALS

	Strongly support all 4	Strongly support 3	Strongly support 2	Strongly support 1	Strongly support None
Total	26%	20%	15%	13%	25%
Non-college men	34%	21%	16%	8%	21%
Non-college women	19%	17%	15%	19%	29%
College men	29%	23%	14%	10%	24%
College women	25%	22%	16%	14%	23%
York County	24%	28%	15%	10%	24%
Cumberland County	27%	26%	15%	10%	21%
Kennebec County	30%	16%	13%	21%	20%
Penobscot County	19%	14%	18%	25%	25%
Northern Region	29%	11%	21%	16%	24%
Lake Region	30%	18%	15%	13%	23%
Coastal Region	26%	19%	14%	6%	35%
Under 45	19%	23%	15%	17%	25%
45-64	26%	17%	18%	12%	28%
65+	34%	21%	13%	9%	22%
Liberal	39%	29%	17%	5%	9%
Moderate	25%	18%	17%	17%	24%
Conservative	10%	11%	10%	17%	52%

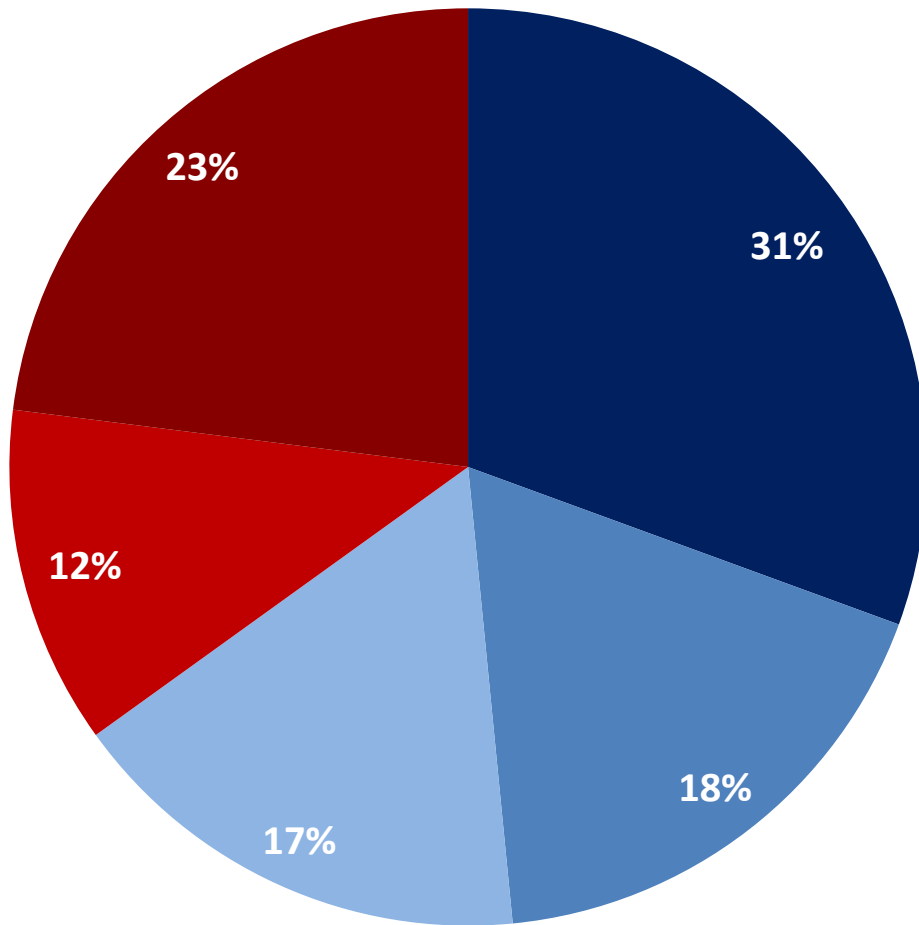
Q34. Increase the state's investment in companies that create clean, renewable energy jobs in Maine.

Q35. Establish a Climate Council to detail plans for reducing the state's greenhouse gas emissions by 45 percent by 2030.

Q36. Expand access to solar energy in Maine

Q37. Build floating offshore wind turbines

EMPLOYEE PROPOSALS



- Strongly support all 4
- Strongly support 3
- Strongly support 2
- Strongly support 1
- Strongly support 0

Q16. Creating a state insurance fund to ensure all employees can take medical or family leave

Q17. Requiring employers to allow their workers to earn paid sick days

Q20. Policies to reduce the gender wage gap.

Q29. Establishing more protections for workers, including fairness in overtime pay and scheduling, and preventing wage theft

BREAKOUT: EMPLOYEE PROPOSALS

	Strongly support all 4	Strongly support 3	Strongly support 2	Strongly support 1	Strongly support None
Total	31%	18%	17%	12%	23%
Non-college men	34%	18%	19%	9%	20%
Non-college women	28%	13%	19%	18%	22%
College men	27%	20%	14%	10%	30%
College women	32%	22%	14%	11%	20%
York County	36%	16%	13%	9%	27%
Cumberland County	32%	19%	17%	11%	20%
Kennebec County	27%	20%	14%	19%	20%
Penobscot County	33%	11%	13%	18%	24%
Northern Region	19%	16%	28%	15%	22%
Lake Region	32%	22%	16%	11%	19%
Coastal Region	30%	19%	16%	8%	27%
Under 45	27%	20%	16%	15%	23%
45-64	30%	18%	17%	12%	22%
65+	35%	16%	17%	8%	24%
Liberal	44%	23%	14%	9%	10%
Moderate	28%	17%	19%	13%	23%
Conservative	16%	10%	14%	16%	44%

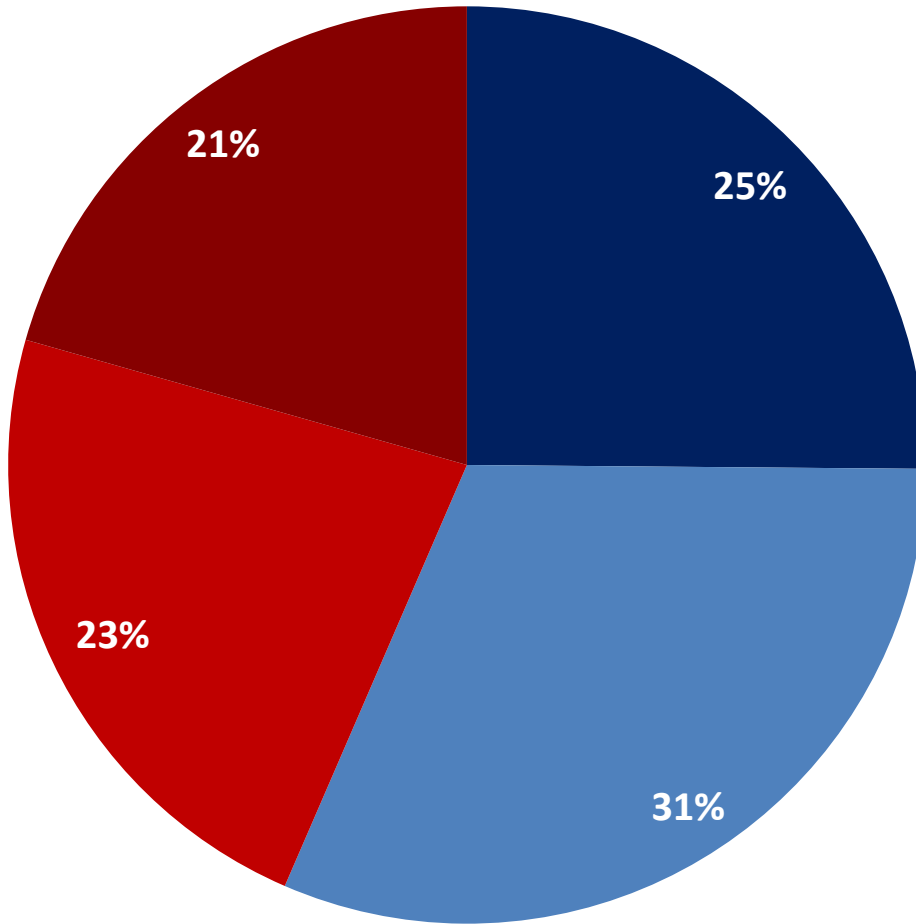
Q16. Creating a state insurance fund to ensure all employees can take medical or family leave

Q17. Requiring employers to allow their workers to earn paid sick days

Q20. Policies to reduce the gender wage gap.

Q29. Establishing more protections for workers, including fairness in overtime pay and scheduling, and preventing wage theft

ALL PROPOSALS



■ Strongly support 15+

■ Strongly support 10-14

■ Strongly support 5-9

■ Strongly support 0-4

Q16-29. Now I am now going to read a few policies that are being considered or have recently passed in the Maine state legislature. Please rate each idea on a scale of 0 to 10, where a 10 means you strongly support the policy, and a 0 means you do not support the policy at all. You may use any number between 0 and 10.

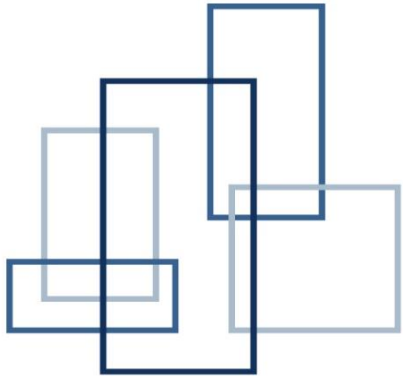
Q34-37. Now I am now going to read a few proposals that people have made to address environmental issues in Maine. Please rate each idea on a scale of 0 to 10, where a 10 means you strongly support the proposal, and a 0 means you do not support the proposal at all. You may use any number between 0 and 10.

BREAKOUT: ALL PROPOSALS

	Strongly support 15+	Strongly support 14-10	Strongly support 9-5	Strongly support 0-4
Total	25%	31%	23%	21%
Non-college men	35%	29%	17%	20%
Non-college women	19%	30%	32%	19%
College men	24%	31%	18%	27%
College women	23%	36%	24%	17%
York County	30%	28%	21%	22%
Cumberland County	25%	36%	22%	17%
Kennebec County	20%	34%	27%	20%
Penobscot County	20%	28%	19%	33%
Northern Region	24%	22%	36%	18%
Lake Region	30%	33%	21%	16%
Coastal Region	24%	33%	21%	22%
Under 45	17%	34%	26%	23%
45-64	25%	34%	20%	21%
65+	34%	26%	23%	17%
Liberal	38%	39%	16%	7%
Moderate	23%	32%	26%	20%
Conservative	9%	21%	23%	47%

Q16-29. Now I am now going to read a few policies that are being considered or have recently passed in the Maine state legislature. Please rate each idea on a scale of 0 to 10, where a 10 means you strongly support the policy, and a 0 means you do not support the policy at all. You may use any number between 0 and 10.

Q34-37. Now I am now going to read a few proposals that people have made to address environmental issues in Maine. Please rate each idea on a scale of 0 to 10, where a 10 means you strongly support the proposal, and a 0 means you do not support the proposal at all. You may use any number between 0 and 10.



LINCOLN PARK

S T R A T E G I E S

611 Pennsylvania Ave SE #112
Washington, DC 20003

(202) 548-0047
www.LPStrategies.com