

State Innovation Exchange

Multi-State Poll - Arizona Findings
July 2020



Survey Methodology



TargetSmart designed and administered this multimodal survey. Four hundred and eighty-eight interviews were conducted online among panelists who were matched to the TargetSmart voter file (500 weighted), 63 interviews were conducted online using text-to-web and email-to-web (15 email, 48 SMS) solicits from the TargetSmart voter file (40 weighted), and 50 interviews (61 weighted) were conducted via live phone calls (47 wireless, 3 landline). In total, the survey reached 601 adults, age 18 or older, who are registered to vote in Arizona. Quotas were designed to reflect the demographic and geographic distribution of registered voters in Arizona. The data were weighted by gender, age, race, TargetSmart Partisan Score, TargetSmart High School Only Score, and region by county to ensure an accurate reflection of the population.

The credibility interval (the theoretical margin of error for a blended-methodology poll that relies partially on telephone-based probability sampling, and partially on non-probability based online panel sampling) is +/- 4.0%. The margin of error for subgroups is larger and varies. Percentage totals may not add up precisely due to rounding

Issue Environment and the Role of State Government

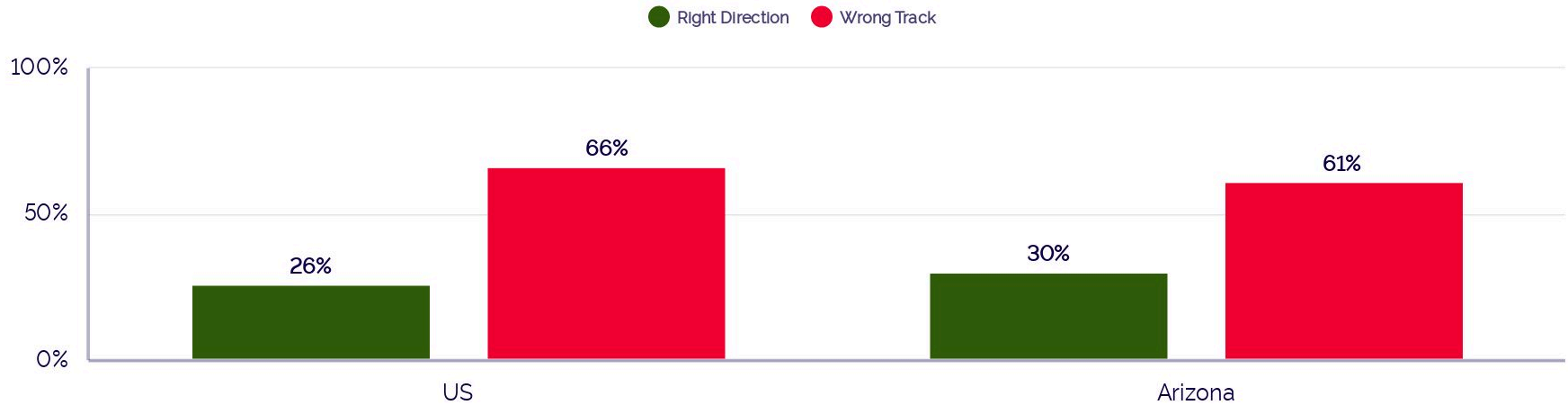
Issue Environment: Key Findings

Arizona

- Arizona voters are highly pessimistic about the direction of both the United States and the state of Arizona. Over 6-in-10 voters believe both are heading in the wrong direction.
- Concern over the coronavirus pandemic dominates among Arizona voters, as 51 percent of voters cite it as the most important issue facing Arizona these days - surpassing concerns about illegal immigration, opening the economy, and education by over 40 points.
- With the acute outbreak facing Arizona, over 3-in-4 Arizonians believe the worst of the pandemic is still yet to come.
- A majority of Arizona voters indicate that their feelings about how Black people and communities are treated in America have changed over the last month in light of recent events (54 percent).

Arizonans Highly Pessimistic About the Direction of the U.S. and the State


Direction of the US and Arizona



5. Generally speaking, do you think that things in the United States are going in the right direction, or do you feel things have gotten pretty seriously off on the wrong track?

6. And generally speaking, do you think that things in Arizona are going in the right direction, or do you feel things have gotten pretty seriously off on the wrong track?

Arizona Voters Overwhelmingly Cite COVID-19 as a Top-of-Mind Concern



7. What would you say is the most important issue facing the state of Arizona these days?

Majorities of Voters Across the Partisan Spectrum are Concerned About the Coronavirus

Issue priorities by Party ID



ID Democrat

1. COVID-19/virus spread - 51%
2. Ducey negative/poor leadership - 11%
3. Education/schools - 8%



ID independent

1. COVID-19/virus spread - 52%
2. Re-open economy - 9%
3. Illegal immigration - 8%



ID Republican

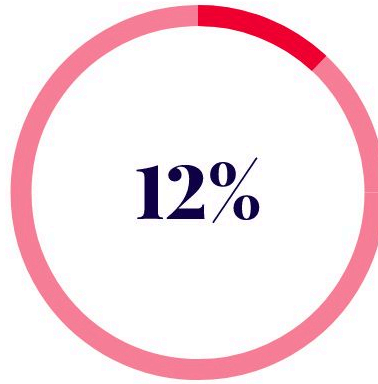
1. COVID-19/virus spread - 52%
2. Illegal immigration - 18%
3. Re-open economy - 17%

Consensus Public Opinion Around State of the Pandemic; 7-in-10 Voters Believe the Worst is Yet to Come

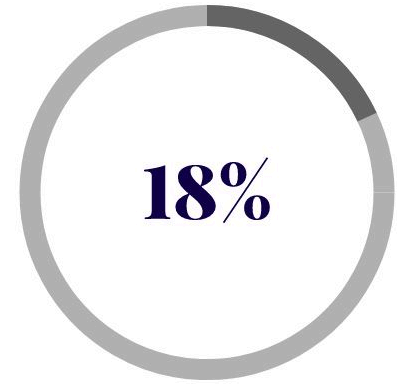
Worst is yet to come vs. worst is over



The worst of the coronavirus outbreak is yet to come



The worst of the coronavirus outbreak is over



Unsure

9. Do you believe....

Majorities of Independents, Republicans Believe the Worst is Yet to Come Still

State of Pandemic by Key Demographics

	Worst is yet to come	Worst is over
All voters	71%	12%
ID Democrat	88%	4%
ID independent	68%	12%
ID Republican	55%	21%
Men	73%	16%
Women	69%	9%
Under 50	75%	9%
Over 50	67%	15%

Two-in-Three Arizonans Want More State Investment, Even if it Means More Taxes

State Investment vs. Tax Cuts



State government in Arizona should invest more in the state and its residents, ensuring they are safe, healthy, are economically secure, even if it means some people have to contribute a little more in taxes.



State government in Arizona should keep taxes low, even if it means cutting funding for education and infrastructure, and cutting unemployment insurance and healthcare coverage.

14. And which of these statements comes closer to your own view, even if neither of them is exactly right?

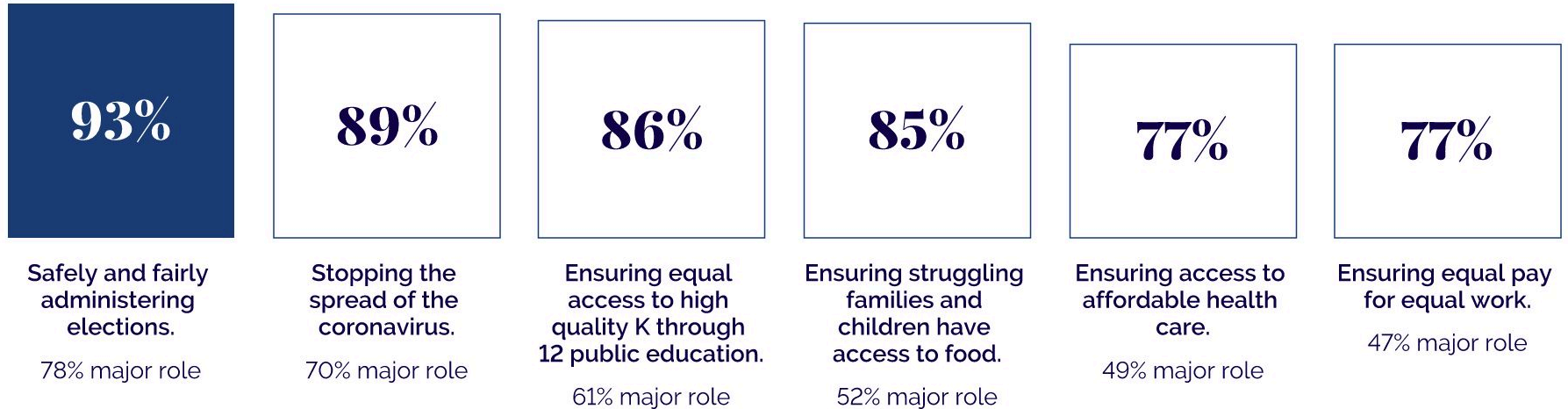
Voters Across the Partisan and Demographic Spectrums Prefer Investments Over Tax Cuts

Investment vs. Taxes by Key Demographics

	Invest more	Lower Taxes	Margin
All voters	65%	16%	+48
ID Democrat	88%	6%	+82
ID independent	65%	13%	+52
ID Republican	42%	30%	+11
Men	59%	21%	+38
Women	71%	11%	+59
Under 50	72%	12%	+60
Over 50	59%	20%	+39

Almost All Arizona Voters See Major Role for Government in Election Administration, Stopping the Spread of the Coronavirus, Education, and Access to Food

Government Involvement on Issues - top tier issues based on % major/some role



15. Please indicate whether you think state government in Arizona should have a major role, some role, a minor role, or no real role in dealing with each of the following issues.

Most Voters See Role for Government Involvement in Health Care, Housing, Paid Sick and Family Leave, and Addressing Racism

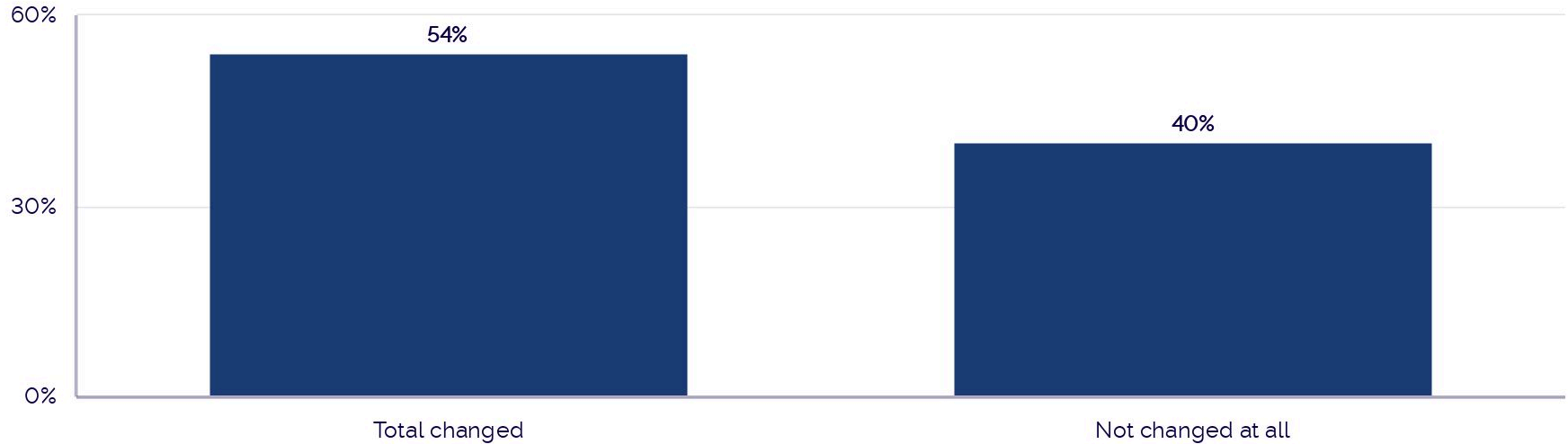
Government Involvement on Issues - second tier issues based on % major/some role



15. Please indicate whether you think state government in Arizona should have a major role, some role, a minor role, or no real role in dealing with each of the following issues.

A Majority of Arizonans Indicate Their Feelings Have Changed About the Treatment of Black People in America

Feelings About How Black People and Communities Are Treated



16. Would you say your feelings about how Black people and Black communities are treated in America have changed a lot, a changed a little, or not changed at all in the last month or so?

Election and Democracy Reforms

Democracy Key Findings: Government's Role, Voting Options, and Intersection with Race

Arizona

- State government's role in election administration surfaces as a top priority for Arizonans -- voters unanimously believe that state government should play a role in safely and fairly administering elections (93%), with 78 percent believing state government should play a "major" role".
- Voting by mail remains the most popular voting option for Arizonans, with over 3-in-4 voters planning to vote by mail in November's elections (77 percent). In-person voting options are far less popular, with just 14 percent of voters planning to vote in-person on Election Day and 7 percent planning to vote early in-person.
- We also find that 2-in-3 Arizonans want state government to reduce barriers that stop Black people from voting and participating in elections (63 percent).

Democracy Key Findings: Voting Reforms

Arizona

- Although very few Arizonans plan to vote in person this year, they are supportive of opening additional polling locations to reduce crowds (85 percent) and lengthening the early voting window and letting voters cast a ballot in-person up through the day before Election Day (80 percent).
- Arizona voters are also broadly supportive of reforms that make processing mail-in ballots easier and more efficient -- nearly 3-in-4 voters support counting mail-in ballots postmarked by Election Day, but received after Election day (74 percent).

Democracy Key Findings: Coronavirus and Voting

Arizona

- Although in-person voting is far less popular than voting by mail among the Arizona electorate, voters here strongly agree with measures to increase safety and sanitation standards at polling places.
- Nearly 9-in-10 voters agree that poll workers should be provided with PPE like masks and gloves (89 percent).
- Similarly, 9-in-10 voters agree that polling locations should conform with CDC guidelines on sanitation and social distancing (87 percent).
- Voters also broadly support opening additional polling locations to reduce crowds (85 percent support) and oppose consolidating polling locations in anticipation of poll worker shortages (58 percent oppose).

Democracy Key Findings: Voting Security

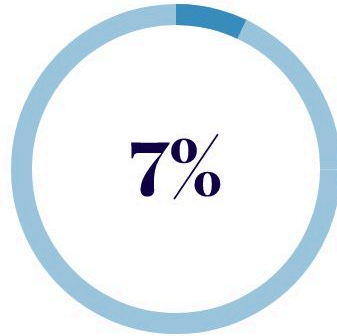
Arizona

- Since voting by mail is extremely popular with the Arizona electorate, the security of mail-in votes is a very high priority.
- Eight-in-ten voters believe ballot tracking for mail-in ballots is important (82 percent), with 58 percent of voters finding this to be very important.
- Likewise, voters almost unanimously believe it is important for election officials to immediately notify voters if there is a problem with their submitted mail-in ballot (95 percent), and 73 percent of voters find this to be very important.

Over 3-in-4 Arizonans Plan to Vote by Mail in November's Elections




In-person at my local
polling place on Election
Day



In-person at an early
voting center before
Election Day



By mail, using my state's
vote by mail or absentee
voter system



I am not voting

4. And how do you intend to vote in the general election for President and other offices this November?

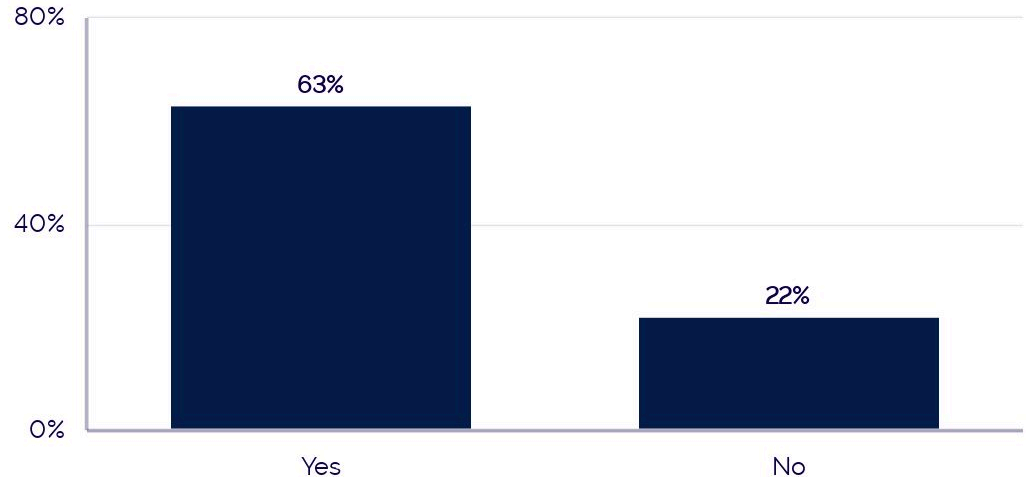
Arizonans are Conflicted on Whether Racism is a Barrier to Voting, But Want Barriers that Prevent Black People from Voting Removed

47% of Arizona voters agree with the following statement:

"Systemic racism has prevented Black people and other people of color from being able to fully participate in our democracy."

42% disagree with this statement.

Reduce Barriers That Stop Black People From Voting



18. Do you believe the state of Arizona should reduce barriers that stop Black people from voting?

22. Please indicate whether you strongly agree, somewhat agree, somewhat disagree, or strongly disagree with the following statements about different ways people can vote in the United States.

Near Unanimous Support for Increased Safety Standards at Polling Places

Voting Reforms - % total agree



22. Please indicate whether you strongly agree, somewhat agree, somewhat disagree, or strongly disagree with the following statements about different ways people can vote in the United States.

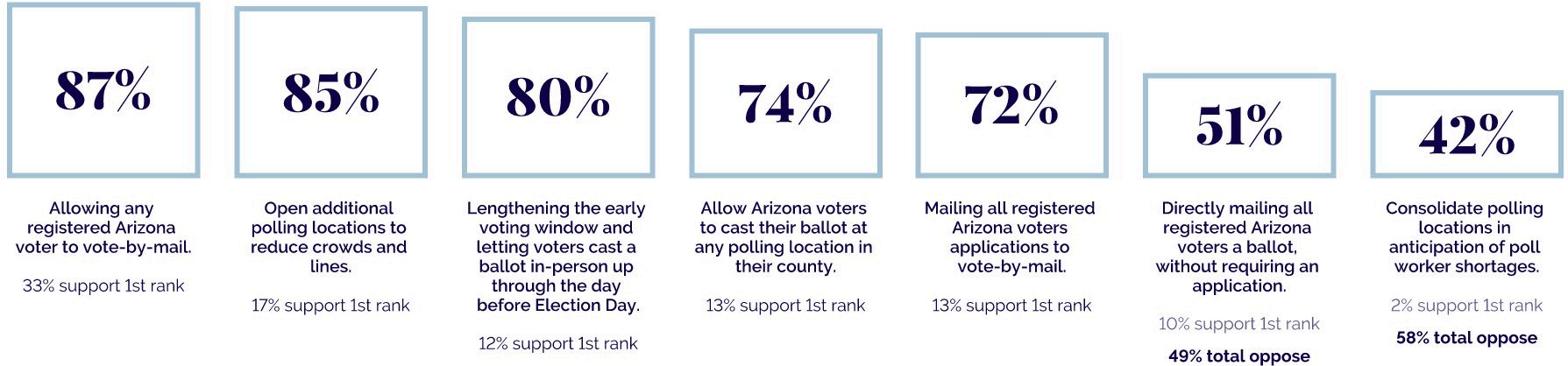
Voters Across the Partisan Spectrum Strongly Support Safety and Health Standards At In-Person Polling Places

Polling Place Safety Standards by Party ID, % strongly agree

	All voters	ID Democrat	ID independent	ID Republican
PPE for poll workers	71%	82%	66%	65%
CDC guidelines at polling places	67%	81%	60%	61%

Reforms to Make Voting Easier and Accessible During the Pandemic are Broadly Popular; Arizonans Oppose Consolidating Polling Locations

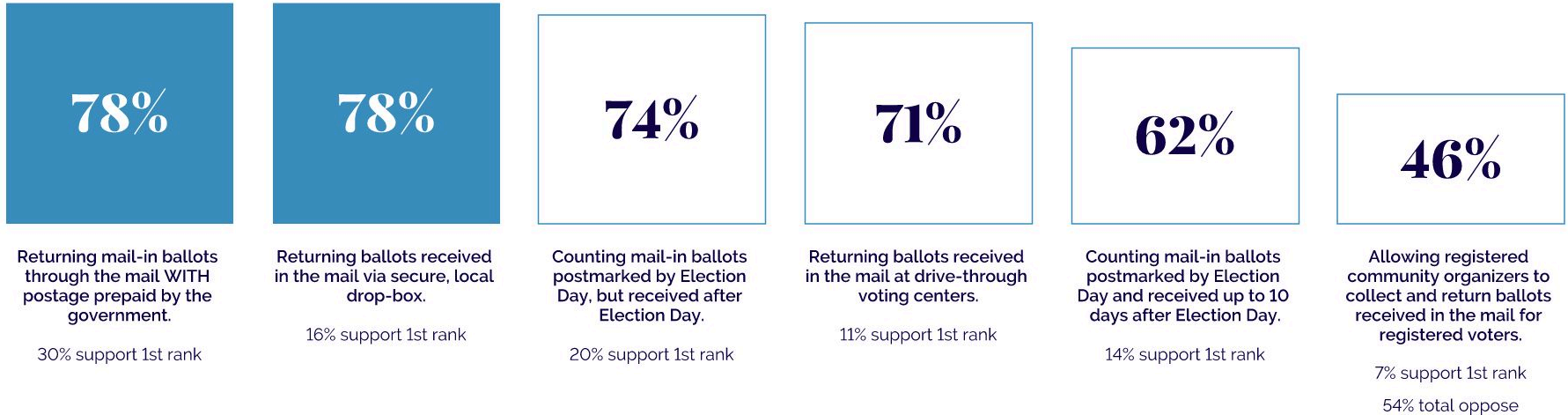
Voting Method Reforms - % Total Support



23. Switching gears a bit, below are several reforms related to voting in Arizona. By dragging the reforms to the "support" or "oppose" box, please indicate which ones you support and which ones you oppose. Then, by dragging the reforms up and down within each box, please indicate which ones you support the MOST and which ones you oppose the MOST.

Various Ballot Return Options Are Popular

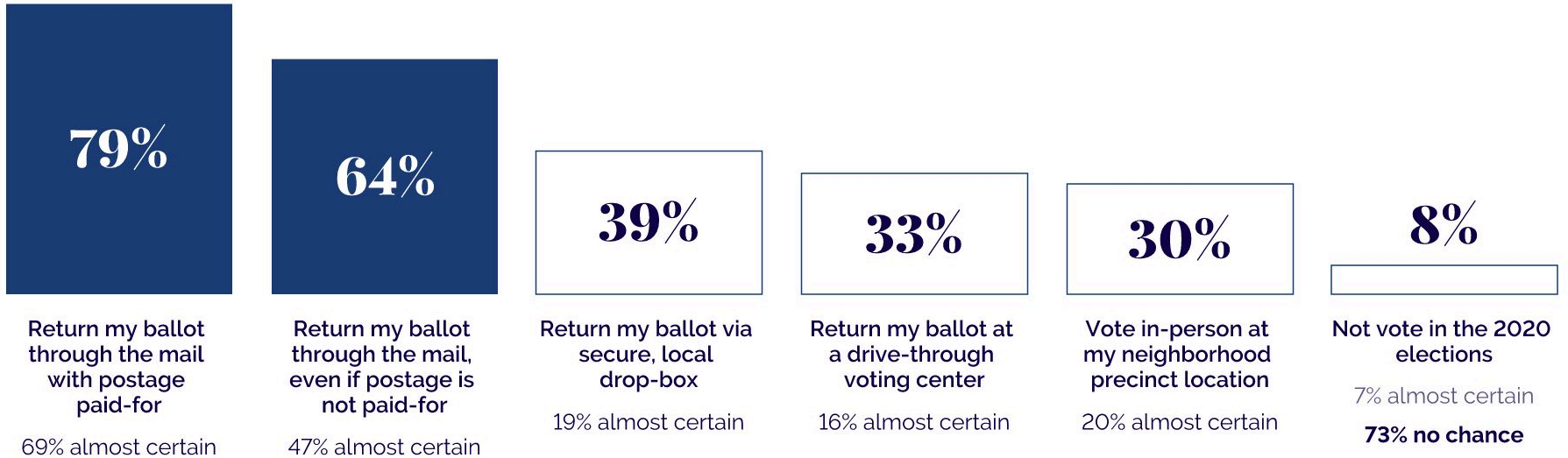
Ballot Return Reforms - % Total Support



24. And to help citizens vote safely during the coronavirus outbreak, elections officials in Arizona are considering several ways voters can cast or return their ballot in this year's elections. By dragging the proposals to the "support" or "oppose" box, please indicate which ones you support and which ones you oppose. Then, by dragging the proposals up and down within each box, please indicate which ones you support the MOST and which ones you oppose the MOST.

Arizonans Likely to Return Ballots Through the Mail; Prepaid Postage Increases Likelihood

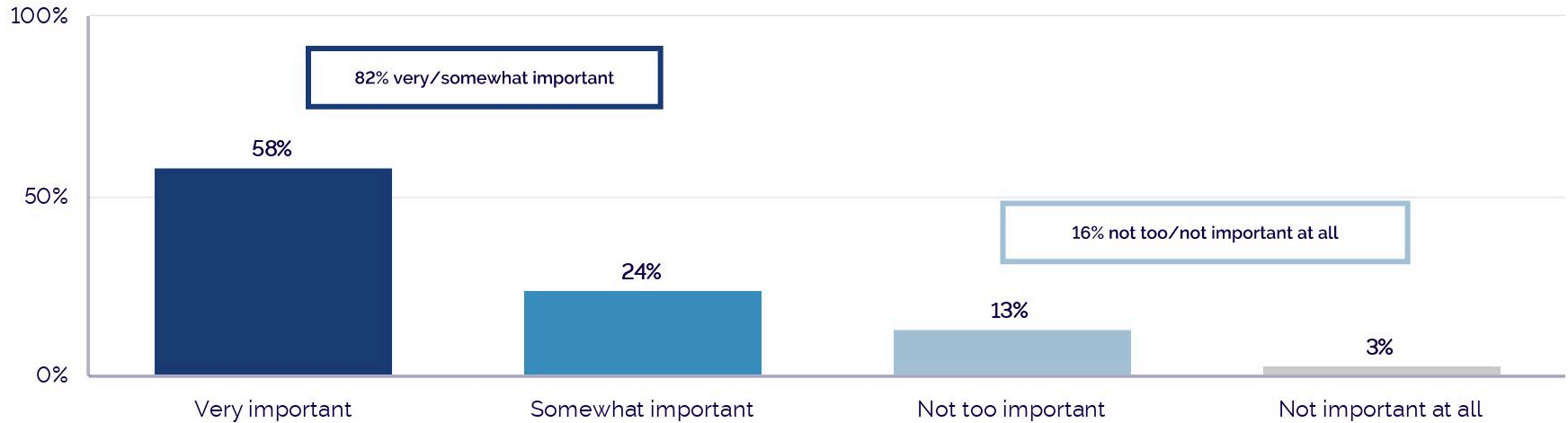
Ballot Return Methods - % Almost Certain/Good Chance



25. And assuming each of the following were available to you in Arizona, how likely would you be to use each of these options for casting your vote or returning your ballot in the upcoming election?

Ballot Tracking Important to 8-in-10 Arizona Voters; Majority Indicate it is “Very” Important

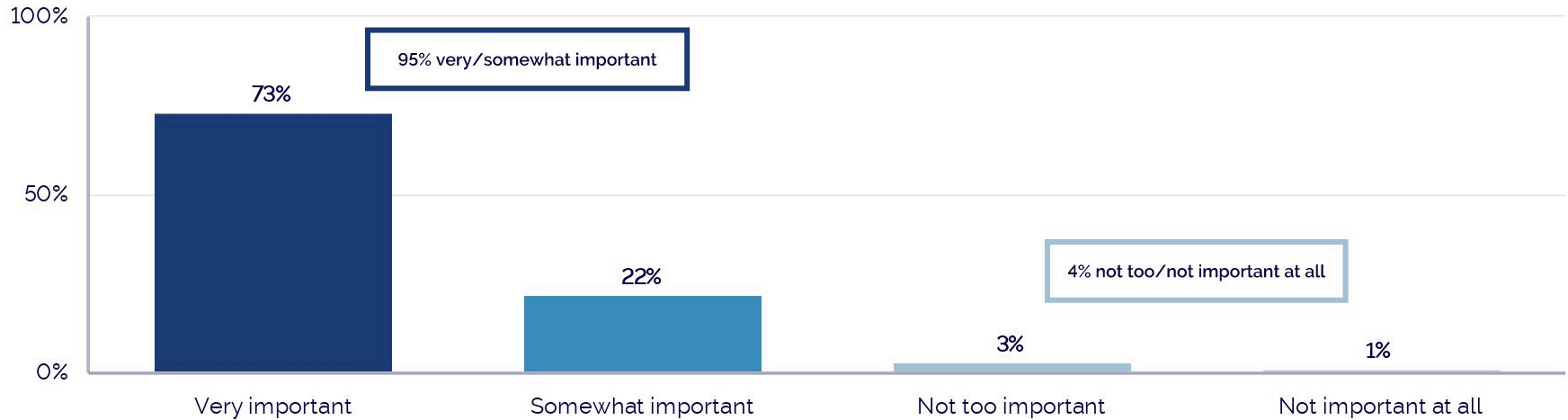
Ballot Tracking Importance



26. And do you think it is very important, somewhat important, not too important, or not important at all for election officials in Arizona to allow voters to track the status of their mail-in ballot in case any issues come up?

Consensus Public Opinion Around Notifying Voter If There is a Problem With Their Mail-In Ballot

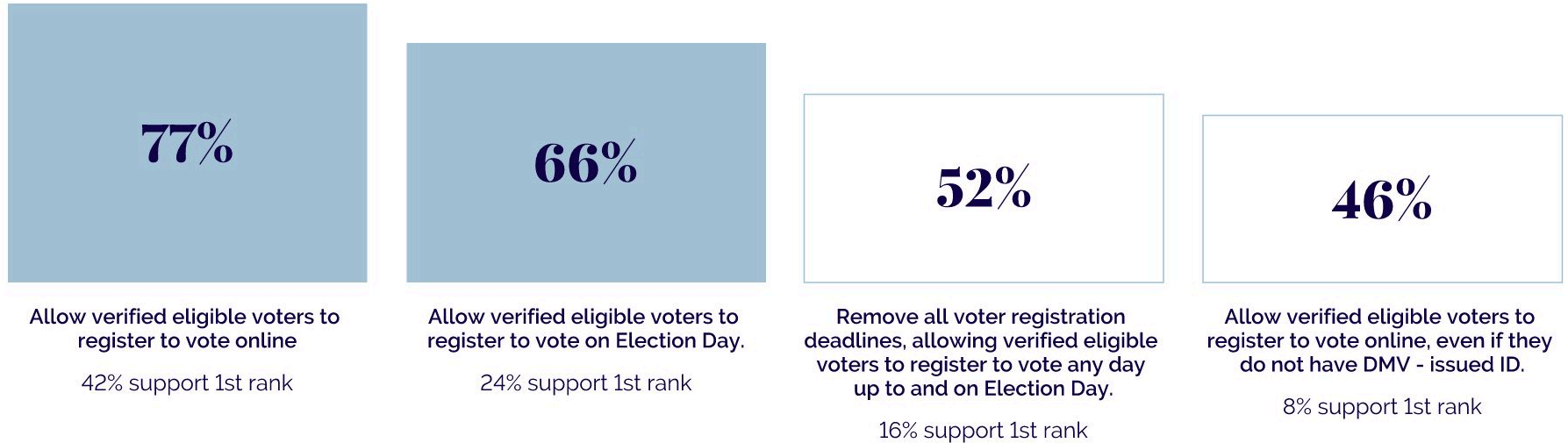
Notification of Mail-in-Ballot Issues



27. And do you think it is very important, somewhat important, not too important, or not important at all for election officials in Arizona to immediately notify voters if there is a problem with their submitted mail-in ballot, such as if they forgot to sign their ballot, so the voter has an opportunity to correct it.

Online and Same-Day Voter Registration Highly Supported by Arizona Electorate

Voter Registration Reforms - % Total Support



28. Switching gears a bit, below are several reforms related to voter registration in Arizona. By dragging the reforms to the "support" or "oppose" box, please indicate which ones you support and which ones you oppose. Then, by dragging the reforms up and down within each box, please indicate which ones you support the MOST and which ones you oppose the MOST.

Fiscal Policy and the Economy

Economic and Fiscal Key Findings: Coronavirus and the Economy

Arizona

- The coronavirus pandemic is a top-of-mind concern for a majority of Arizona voters. When it comes to the debate between economic vitality and public health, Arizona voters express more concern about health and safety (68 percent) than they do about the pandemic's impact on jobs and income (26 percent).
- Voters also tend to believe that Arizona businesses should provide safe working environments and be held liable if they do not (59 percent). Just 24 percent of voters believe businesses should be protected from liability if an employee gets sick on the job.
- Although Arizonans highly prioritize their health and safety over jobs and income, they do express strong concerns around small business closures and employment. Eighty-seven percent of voters are concerned about small business closures due to the pandemic, and 84 percent of voters express concern about lost work and income.

Economic and Fiscal Key Findings: Budget and Revenue

Arizona

- Consistent with findings from previous SiX polls conducted in Arizona, we find that voters here want more state investment in core services, even if it means they have to pay higher taxes.
- Nearly 2-in-3 voters believe Arizona state government should invest more in its residents to ensure they are safe, healthy, and economically secure (63 percent), while just 16 percent of voters prefer state government keeping taxes low and cutting funds to services like education, unemployment, and health insurance
- Furthermore, 68 percent of Arizonans express concern about the state losing tax revenues and facing budget cuts in the wake of the pandemic, with 1-in-3 voters expressing they are very concerned about this (31 percent).
- At the same time, voters here support an array of revenue streams to help with budget shortfalls in the wake of the pandemic -- they strongly support tax increases and penalties on companies that pollute Arizona's air and water, policies that close tax loopholes, and increased taxes on corporations and the wealthiest Arizonans.

Economic and Fiscal Key Findings: Economy and Workplace Policies

Arizona

- A solid majority of Arizona voters believe state government should address economic barriers faced by Black people and the Black community (58 percent).
- Consensus public opinion emerges around state government ensuring equal pay for equal work, as 77 percent of voters believe state government should play a role in making gender pay equity a reality.
- A slim majority of voters (51 percent) support extending the length of time Arizonans can receive unemployment compensation and increasing the amount laid-off workers receive.
- Over 7-in-10 voters believe state government should play a role in ensuring all workers have access to paid sick and family leave (71 percent).
- Similarly, almost 2-in-3 voters believe state government should have a role in ensuring Arizonans have access to affordable childcare (63 percent).
- It follows that voters in Arizona are broadly supportive of policies that expand paid sick and family leave, including creating an insurance plan to provide paid leave for employees (77 percent), requirements for workplaces to provide paid sick leave (77 percent), and eliminating tax breaks for corporations that don't offer paid sick and family leave (72 percent).

Economic and Fiscal Key Findings: Health Policy

Arizona

- Policies related to affordable health care and insurance during the pandemic surface as some of the top tested economic proposals in this survey.
- Near-consensus public opinion emerges around the following policies related to health insurance and health care:
 - Banning the practice of surprise medical billing (89 percent).
 - Extending grace periods for people to pay health insurance bills (88 percent).
 - Offering Arizonans public health insurance options (87 percent).
 - Limiting what drug companies can charge for prescriptions (85 percent).

Notably, 19 percent of voter rank this as their most prioritized economic policy.

Two-in-Three Arizonans Want More State Investment, Even if it Means More Taxes

State Investment vs. Tax Cuts



State government in Arizona should invest more in the state and its residents, ensuring they are safe, healthy, are economically secure, even if it means some people have to contribute a little more in taxes.

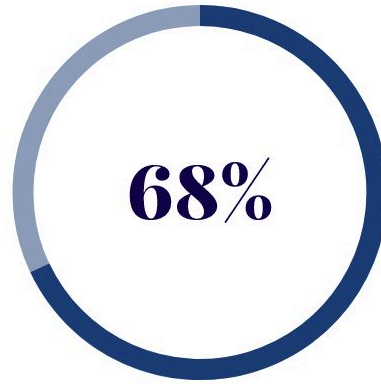


State government in Arizona should keep taxes low, even if it means cutting funding for education and infrastructure, and cutting unemployment insurance and healthcare coverage.

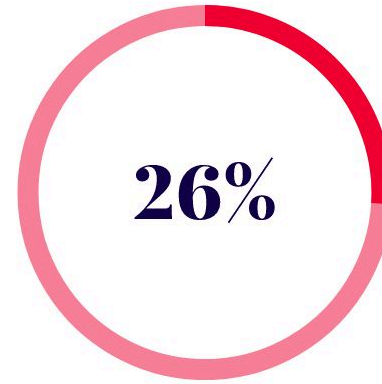
14. And which of these statements comes closer to your own view, even if neither of them is exactly right?

Voters Express More Concern About the Pandemic's Impact on Health and Safety Than They Do About Jobs and Income

Health and safety vs. jobs and income



The coronavirus outbreak's impact on health and safety



The coronavirus outbreak's impact on jobs and income.

10. And what would you say concerns you more...

Voters Across the Board, Even Republicans, Express More Concern About Health and Safety

Health and Safety vs. Jobs and Income by Key Demographics

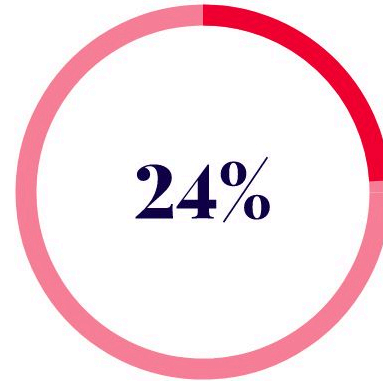
	Health and Safety	Jobs and Income	Margin
All voters	68%	26%	+42
ID Democrat	93%	6%	+87
ID independent	62%	28%	+33
ID Republican	49%	44%	+5
White	68%	13%	+55
Non-white	82%	8%	+74
Under 50	72%	22%	+51
Over 50	64%	30%	+34

A Majority of Voters Side With Workplace Safety Argument Over Liability Protections for Corporations

Workplace safety requirements vs. liability protections for corporations



Required to provide safe working conditions and should be penalized if workers get sick due to corporate negligence.

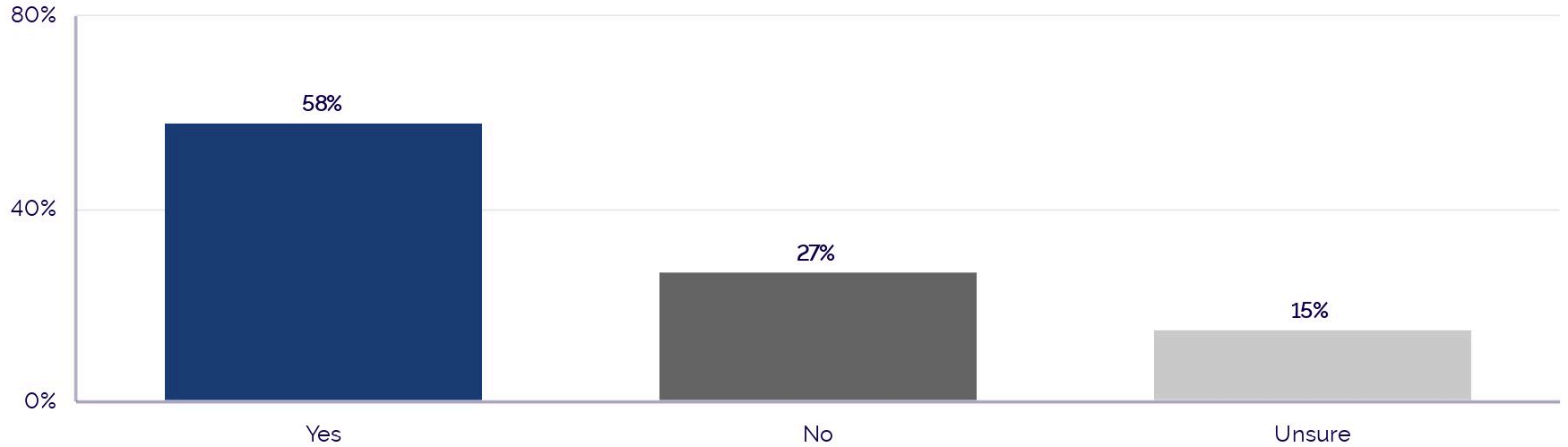


Protected from liability if workers get sick on the job so they can get people back to work.

11. And do you think businesses in Arizona should be...

Nearly 3-in-5 Arizonans Want State Government To Address Economic Barriers Black People And Communities Face

Address Economic Barriers Faced by Black People and Communities



17. Do you believe the state of Arizona should address economic barriers faced by Black people and the Black community?

Small Business Loans and Health Insurance Reforms Are Top Priorities for Arizona Voters

Top Tier Economic Proposals - % Total Support



19. Now, what follows below is a list of proposals being considered by the state legislature in Arizona in response to the coronavirus outbreak. By dragging the proposals to the "support" or "oppose" box, please indicate which ones you support and which ones you oppose. Then, by dragging the proposals up and down within each box, please indicate which ones you support the MOST and which ones you oppose the MOST.

Paid Sick and Family Leave Policies Also Surface As Top Priorities For Arizonans

Top Tier Economic Proposals - % Total Support

77%

Creating an insurance plan to provide paid family and medical leave for employees to care for a sick family member, bond with a new baby or recover from a major illness or injury.

3% support 1st rank

77%

Requiring workplaces to provide paid sick days to their employees.

10% support 1st rank

72%

Eliminating tax breaks for corporations and large businesses that don't offer paid sick and family leave and health care to their employees.

9% 1st rank

19. Now, what follows below is a list of proposals being considered by the state legislature in Arizona in response to the coronavirus outbreak. By dragging the proposals to the "support" or "oppose" box, please indicate which ones you support and which ones you oppose. Then, by dragging the proposals up and down within each box, please indicate which ones you support the MOST and which ones you oppose the MOST.

Medicaid and Tax Credit Expansion, Out-of-Network Cost Protections Slightly Less Salient, But Still Widely Supported Overall

Middle Tier Economic Proposals - % Total Support

72%

Expanding the number of people who can get healthcare through Medicaid to cover more uninsured people who otherwise can't afford healthcare coverage.

7% support 1st rank

71%

Expanding a tax credit to provide extra income to working people with low incomes.

5% support 1st rank

67%

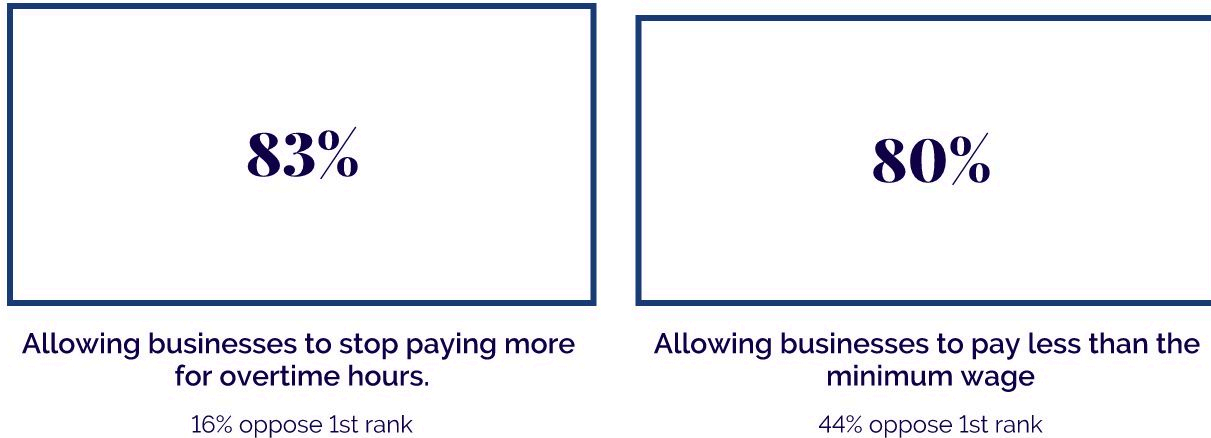
Protecting patients from having to pay the costs not covered by their insurance when treated at an out-of-network hospital or by an out-of-network doctor.

4% support 1st rank

19. Now, what follows below is a list of proposals being considered by the state legislature in Arizona in response to the coronavirus outbreak. By dragging the proposals to the "support" or "oppose" box, please indicate which ones you support and which ones you oppose. Then, by dragging the proposals up and down within each box, please indicate which ones you support the MOST and which ones you oppose the MOST.

Arizonans Reject Anti-Worker Policies

Bottom Tier Economic Proposals - % Total Oppose



19. Now, what follows below is a list of proposals being considered by the state legislature in Arizona in response to the coronavirus outbreak. By dragging the proposals to the "support" or "oppose" box, please indicate which ones you support and which ones you oppose. Then, by dragging the proposals up and down within each box, please indicate which ones you support the MOST and which ones you oppose the MOST.

Arizona Voters are Split on Extending the Length of Time Laid-Off Workers Can Receive Unemployment Benefits

Bottom Tier Economic Proposals - % Total support

51%

Extending the length of time that laid-off workers can receive unemployment compensation and increasing the amount that they receive.

4% support 1st rank

49% total oppose

19. Now, what follows below is a list of proposals being considered by the state legislature in Arizona in response to the coronavirus outbreak. By dragging the proposals to the "support" or "oppose" box, please indicate which ones you support and which ones you oppose. Then, by dragging the proposals up and down within each box, please indicate which ones you support the MOST and which ones you oppose the MOST.

Democrats, Younger Voters, and College Graduates Most Supportive of Extending Unemployment Benefits

Extending length of unemployment benefits by key demographics

	Support	Oppose
All voters	51%	49%
ID Democrat	73%	27%
ID independent	45%	55%
ID Republican	33%	67%
Under 50	58%	42%
Over 50	45%	55%
College grad	57%	43%
Non-college	43%	57%

Voters Strongly Support Raising Taxes on Companies that Pollute and Closing Corporate Loopholes

Top Tier Revenue Proposals - % Total Support



20. As you may know, states, counties, and towns across the country are seeing tax receipts and tax revenues fall dramatically due to the coronavirus crisis and economic slowdown. Below are some proposals that are being considered to raise revenue for the state of Arizona to prevent large budget cuts to things like education, health care, infrastructure, and human services. By dragging the proposals to the "support" or "oppose" box, please indicate which ones you support and which ones you oppose. Then, by dragging the proposals up and down within each box, please indicate which ones you support the MOST and which ones you oppose the MOST.

Increasing Sales Taxes, Capital Gains Taxes, and Motor Vehicle Fees Far Less Popular

Bottom Tier Revenue Proposals - % Total Support

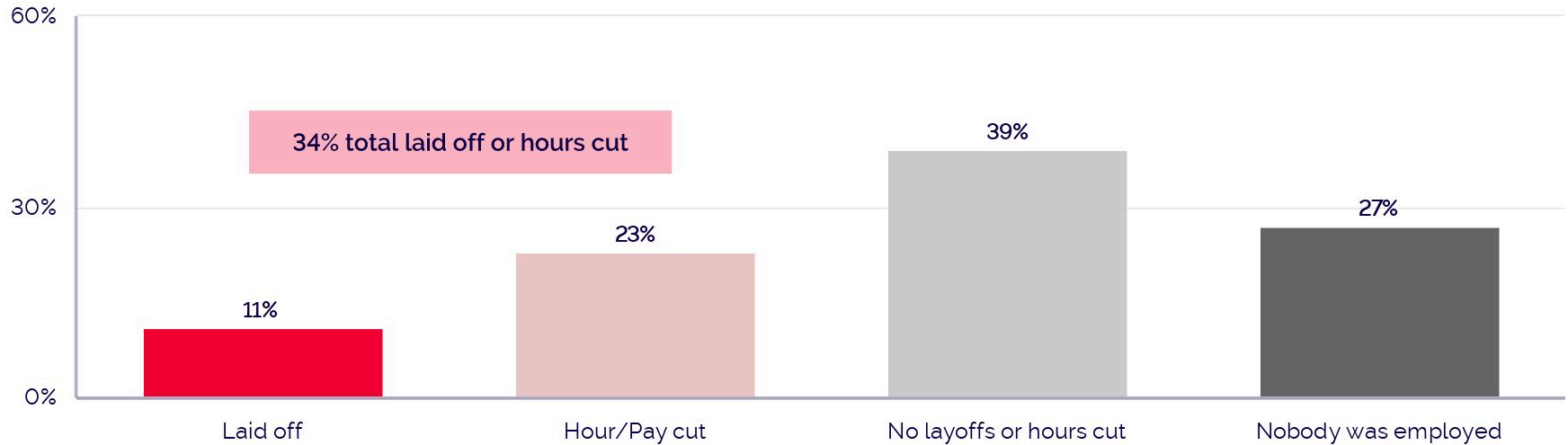


20. As you may know, states, counties, and towns across the country are seeing tax receipts and tax revenues fall dramatically due to the coronavirus crisis and economic slowdown. Below are some proposals that are being considered to raise revenue for the state of Arizona to prevent large budget cuts to things like education, health care, infrastructure, and human services. By dragging the proposals to the "support" or "oppose" box, please indicate which ones you support and which ones you oppose. Then, by dragging the proposals up and down within each box, please indicate which ones you support the MOST and which ones you oppose the MOST.

Coronavirus

Over 1-in-3 Arizona Voters Have Been Laid Off or Had Their Hours or Pay Cut

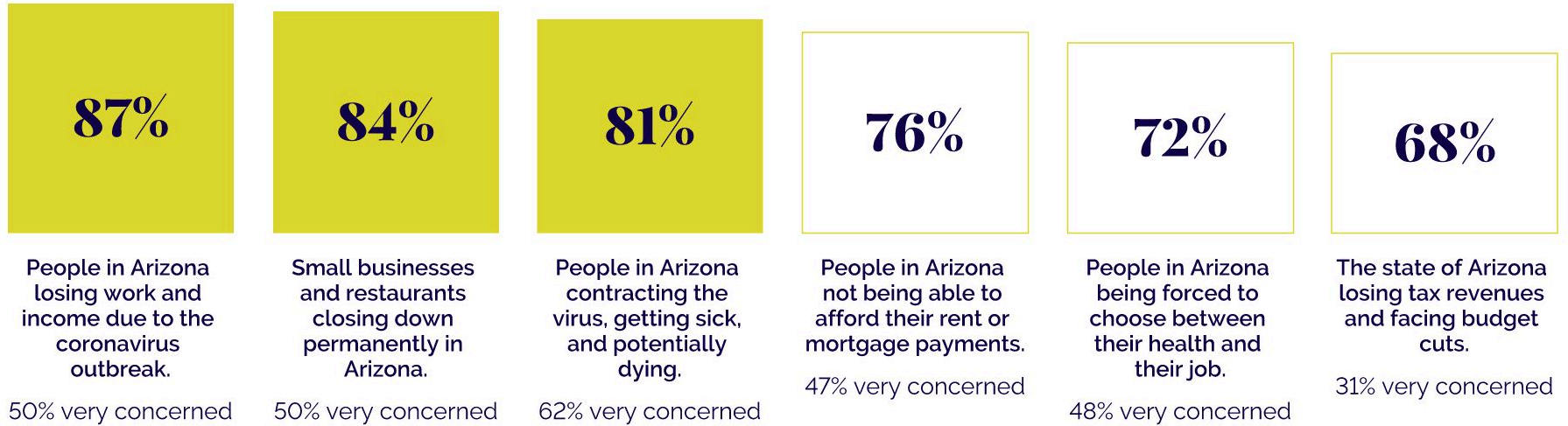
Coronavirus Impact



8. Have you or any member of your household been laid off, had work hours reduced, or their pay cut as a result of the coronavirus outbreak, or was nobody in your household employed before the outbreak?

Employment, Small Business Closures, and Contracting the Virus Surface As Most Salient Coronavirus Concerns

Top Tier Concerns - % total concerned



Q.13 Please indicate if you are very concerned, somewhat concerned, a little concerned, or not concerned at all about each of the following concerns people in Arizona might have due to the coronavirus outbreak.

Majorities of Voters Also Express Concerns About the Pandemic's Impact on Voting and Disproportionate Impacts on the Black Community

Second Tier Concerns - % total concerned

55%

The coronavirus outbreak preventing Arizona citizens from voting in this year's elections.

32% very concerned

54%

Problems with administering elections in Arizona, like long lines on Election Day.

29% very concerned

54%

The disproportionate impact of the coronavirus on the Black community.

28% very concerned

Q.13 Please indicate if you are very concerned, somewhat concerned, a little concerned, or not concerned at all about each of the following concerns people in Arizona might have due to the coronavirus outbreak.

Democrats Most Concerned About Arizonans Getting Sick; Independents and Republicans Most Concerned About Small Businesses

Top Coronavirus Concerns by Party ID - % total concerned




ID Democrat

1. Arizonians getting sick - 99%
2. Losing work and income - 96%
3. Choose between health and work - 91%



ID independent

1. Small businesses closures - 84%
2. Losing work and income - 83%
3. Rent and mortgage payments - 76%



ID Republican

1. Small business closures - 84%
2. Losing work and income - 83%
3. Arizonans getting sick - 69%

Q.13 Please indicate if you are very concerned, somewhat concerned, a little concerned, or not concerned at all about each of the following concerns people in Arizona might have due to the coronavirus outbreak.

Recommendations

Democracy and Voting Narrative

- Arizonans want state government to play an active role in election administration and most voters are quite confident in it's ability to do so. **The Democracy and voting narrative should highlight legislators' abilities to be proactive and involved in election administration.**
- Since vote by mail is an incredibly popular option for Arizonans, the narrative should be centered on legislators' efforts to streamline the vote by mail process and ensure that the process is safe and reliable.
- Legislators should highlight policies that make ballot counting and processing more efficient and meticulous, as well as improvements to ballot tracking and notifications about ballot issues.

Fiscal Policy and Economy Narrative

- Arizona voters clearly prioritize government investment in core services over tax cuts, and they support progressive avenues for raising revenue to make this happen.
- As the coronavirus takes an exacting toll on Arizona, voters express profound concerns around unemployment, small business closures, and rent and mortgage payments. Progressives should directly connect a big picture narrative around government needing to play a bigger role in the state with the immediate challenges posed by the pandemic.
- Workplace policies should be the focal point of this narrative. Legislators should highlight policies that hold employers accountable for ensuring safe workplaces, create paid sick and paid family leave requirements, and make childcare more affordable for working Arizonans.
- Voters here also highly prioritize health care and health insurance reforms, so this is another clear opportunity to engage. Policies that make health care more affordable during the pandemic are strongly supported by the Arizona electorate, particularly ending surprise medical billing, extending grace periods to pay medical bills, offering public health insurance plans, and reducing the costs of prescription drugs.

Questions?