

# Arizona SiX

---

February 2021

Presented by Ben Lazarus of TargetSmart



# Survey Methodology

---



TargetSmart designed and administered this online survey. One hundred ninety-eight interviews (103 weighted) were conducted online among panelists who were matched to the TargetSmart voter file, and 653 interviews (497 weighted) were conducted online using text-to-web and email-to-web (219 email, 434 SMS) solicits from the TargetSmart voter file. In total, the survey reached 851 adults (600 weighted), age 18 or older, who are registered to vote in Arizona.

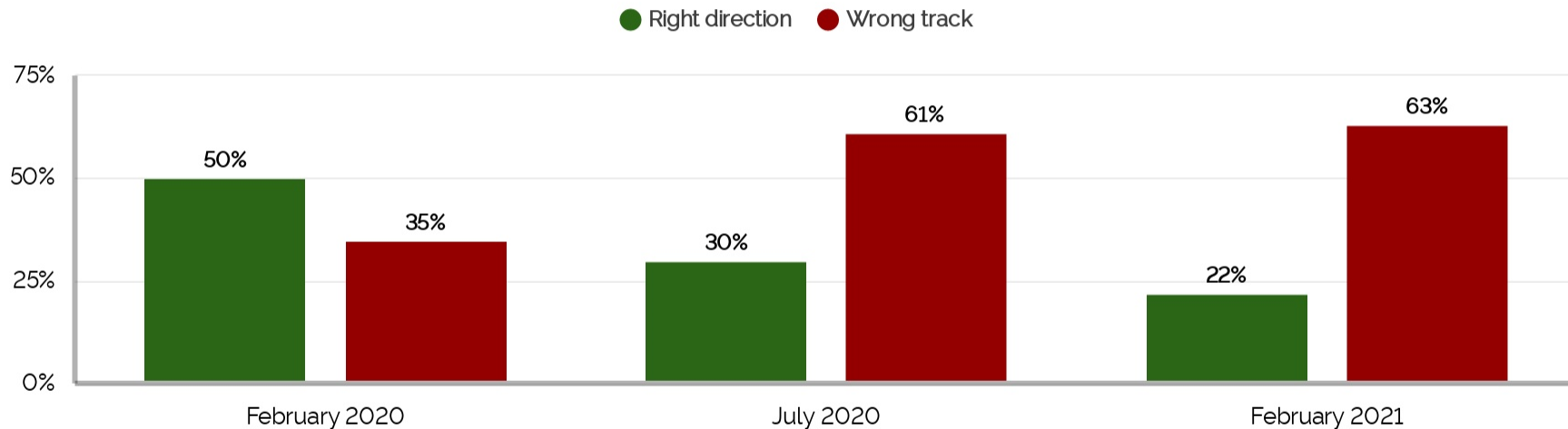
Quotas were designed to reflect the demographic and geographic distribution of registered voters in Arizona. The data were weighted by gender, age, race from file, party registration, TargetSmart Midterm General Election Turnout Score, TargetSmart High School Only Score, region by county and senate district, and 2020 presidential election vote to ensure an accurate reflection of the population.

The credibility interval (the theoretical margin of error for a blended-methodology poll that relies partially on telephone-based probability sampling, and partially on non-probability based online panel sampling) is +/- 4.0%. The margin of error for subgroups is larger and varies. Percentage totals may not add up precisely due to rounding.

# General Outlook

# Voters Remain Pessimistic About Direction of State

Direction of Arizona - Time Series

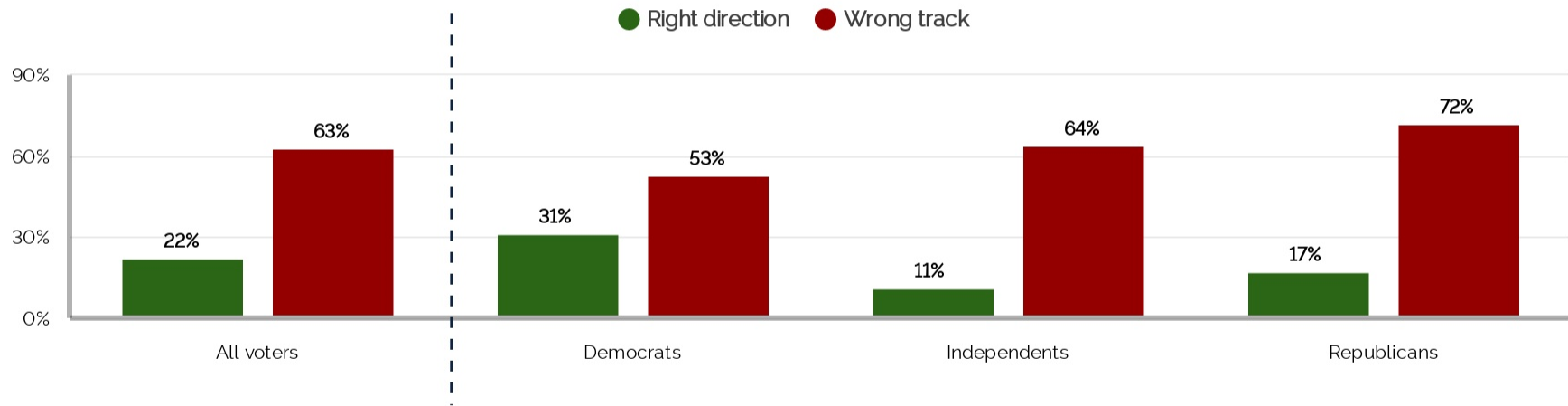


Q.4 Generally speaking, do you think that things in Arizona are going in the right direction, or do you feel things have gotten pretty seriously off on the wrong track?



# Republicans Less Optimistic Than Democrats on Direction of State

Direction of Arizona by 3-1-3 Party ID



Q.4 Generally speaking, do you think that things in Arizona are going in the right direction, or do you feel things have gotten pretty seriously off on the wrong track?

# 2020 Election Results Having Seemingly Made Big Impact on Perceptions of State's Direction

Direction of AZ by Party ID - Time Series

Right Direction

	July 2020	Feb 2021	Difference
Dem	11%	31%	+20
Ind	19%	11%	-8
Rep	57%	17%	-40

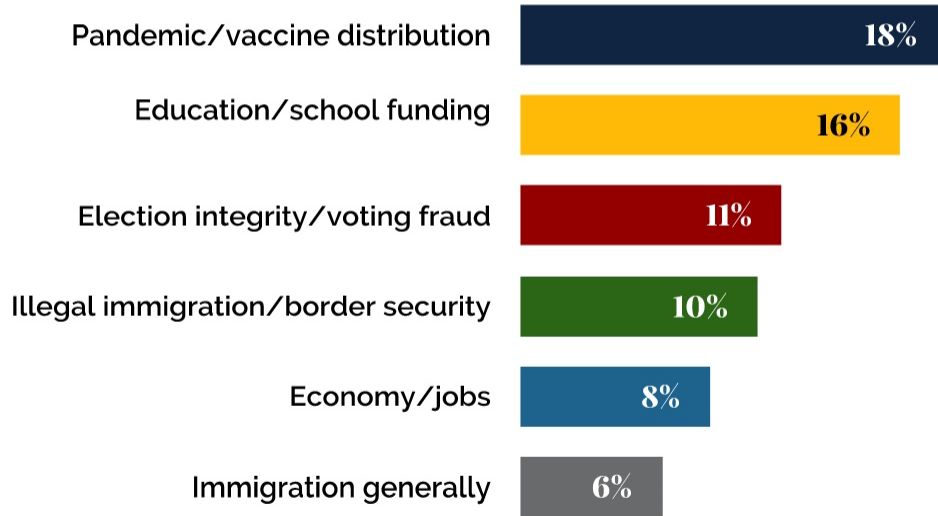
Wrong Track

	July 2020	Feb 2021	Difference
	85%	53%	-32
	62%	64%	+2
	33%	72%	+39

Q.4 Generally speaking, do you think that things in Arizona are going in the right direction, or do you feel things have gotten pretty seriously off on the wrong track?

# Focus on Pandemic Has Softened Considerably Since Last Summer

Top Issues for State Legislature



## Top 5 Concerns in July 2020

51% Pandemic  
10% Illegal immigration  
9% Re-open economy/back to work  
7% Education/school funding  
6% Ducey negative/poor leadership

Q.5 What would you say is the biggest policy issue that you would like the Arizona legislature to prioritize?

# Significant Differences in Issue Focus Across Party

Top 3 Issues by 3-1-3 Party ID




## Democrats

1. **Education/school - 28%**
2. **Pandemic - 23%**
3. Health care - 8%



## Independents

1. **The Pandemic - 21%**
2. Election integrity - 13%
3. Economy/Jobs - 11%



## Republicans

1. **Election integrity - 21%**
2. Illegal immigration - 20%
3. The Pandemic - 13%

Q.5 What would you say is the biggest policy issue that you would like the Arizona legislature to prioritize?

# Education and Pandemic Concerns are Consistent by Race but Latinx Voters Most Likely to Mention Immigration

Top 3 Issues by Race



White

1. **The pandemic** - 20%
2. Education/school funding - 17%
3. Election integrity, Illegal immigration - 12%



Latinx

1. **Immigration** - 19%
2. Education/school funding - 18%
3. **The Pandemic** - 15%



People of Color

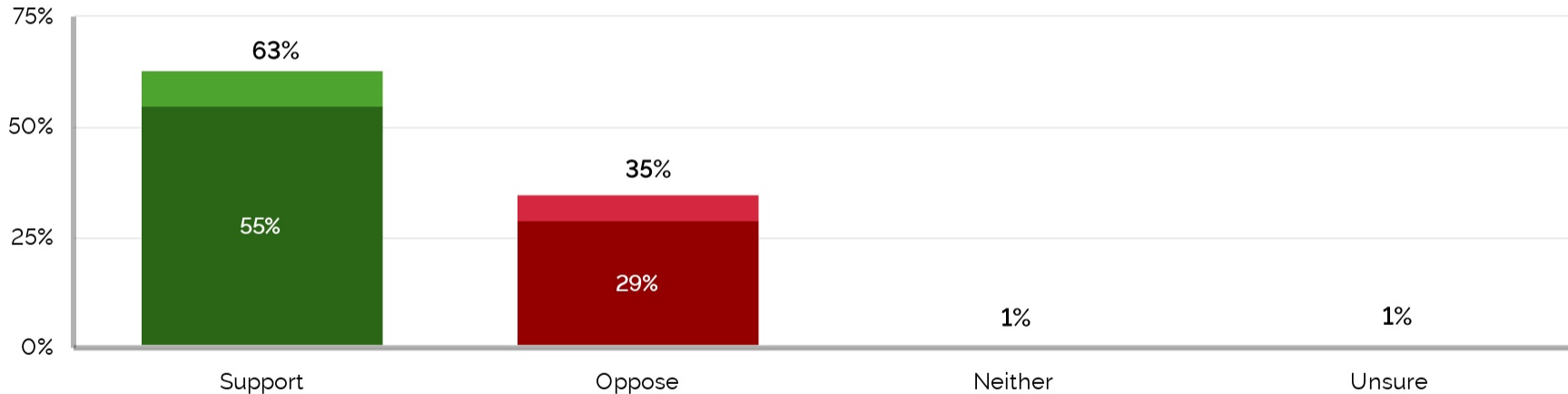
1. **The pandemic** - 16%
2. Education/school funding - 16%
3. Economy/jobs, Immigration - 11%

Q.5 What would you say is the biggest policy issue that you would like the Arizona legislature to prioritize?

# Majority of Arizonans Strongly Support Mask Mandate

## Statewide Mask Mandate

● Somewhat ● Strongly



Q.16 Do you support or oppose a statewide mask mandate in public places across Arizona?

# Public Investment & Revenue

# Majority Prefer Investment Over Service Cuts

---

**59%**

## Invest More

State government in Arizona should invest more in the state and its residents, ensuring they are safe, healthy, and economically secure, even if it means corporations and the wealthy have to contribute more in taxes.

**19%**

## Keep Taxes Low

State government in Arizona should keep taxes low, even if it means cutting funding for education and infrastructure, and cutting unemployment insurance and healthcare coverage.

22% Neither/Unsure

Q.8 Which of these statements comes closer to your own view, even if neither of them is exactly right?



# Republicans Split on Investing More or Lowering Taxes

Invest More vs. Keep Taxes Low by Key Demographics

	Invest more	Keep Taxes Low
All voters	59%	19%
Democrats	96%	1%
Independents	54%	17%
Republicans	30%	38%
White	62%	16%
Latinx	65%	20%
People of Color	62%	20%
18 to 49	59%	21%
50 to 64	60%	23%
65+	59%	14%

# Urban Areas and Inner Maricopa Suburbs Coalesce Behind Investment

Invest More vs. Keep Taxes Low by Region, Urbanicity

	Invest more	Keep Taxes Low
All voters	59%	19%
East	57%	16%
Maricopa - Inner suburbs	65%	18%
Maricopa - Outer suburbs	51%	22%
Maricopa - Urban core	67%	18%
Pima County	73%	12%
West	49%	30%
Rural	54%	22%
Suburban	56%	20%
Urban	65%	18%

# COVID Framing Drives Even More Consensus Around Importance of Public Investment

---

68%

## Invest More - COVID

Because of the impacts of COVID-19, Arizona should invest more resources in struggling families, small businesses, schools, and healthcare systems.

16%

## Live Within Means - COVID

Because of the impacts of COVID-19, Arizona must find ways to live within its means, even if that means cutting resources for families, small businesses, schools, and healthcare systems.

16% Neither/Unsure

Q.9 And which of these statements comes closer to your own view, even if neither of them is exactly right?

# Over 3-in-4 Latinx Voters, People of Color, and Democrats Say the Government Should Invest More Due to COVID

COVID Investment vs. Austerity by Key Demographics

	Invest more - COVID	Live Within Means - COVID
All voters	68%	16%
Democrats	93%	3%
Independents	65%	14%
Republicans	47%	29%
White	66%	18%
Latinx	89%	2%
People of Color	78%	9%
18 to 49	73%	14%
50 to 64	65%	18%
65+	63%	17%

# Less Urban/Rural Divide In View That Government Should Increase Investment In Response to COVID

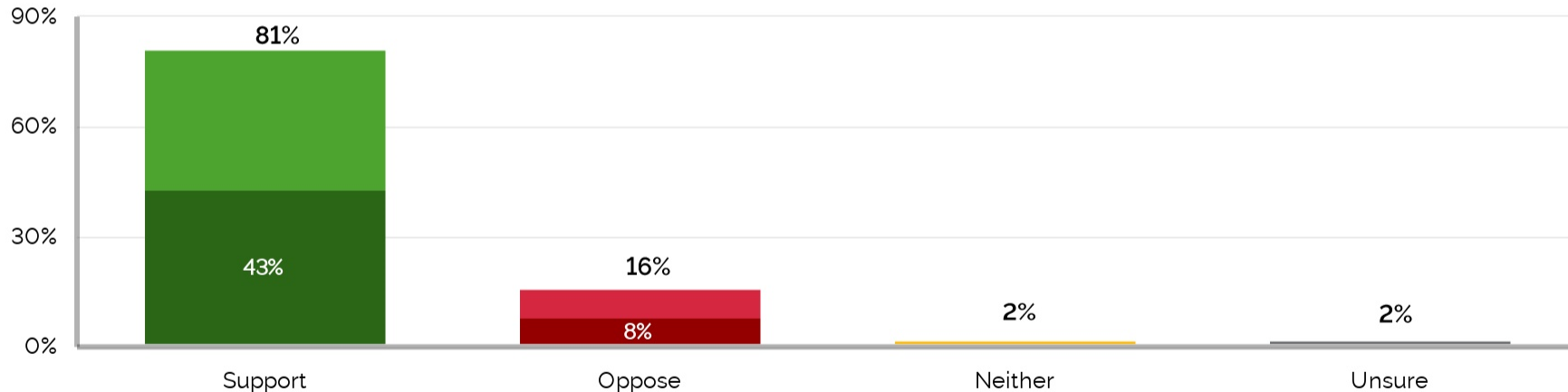
COVID Investment vs. Austerity by Region, Urbanicity

	Invest more - COVID	Live Within Means - COVID
All voters	68%	16%
East	67%	14%
Maricopa - Inner suburbs	65%	18%
Maricopa - Outer suburbs	60%	23%
Maricopa - Urban core	77%	10%
Pima County	77%	11%
West	70%	13%
Rural	72%	13%
Suburban	65%	18%
Urban	68%	15%

# Strong Support for Rent Assistance During Pandemic

## Rent Assistance

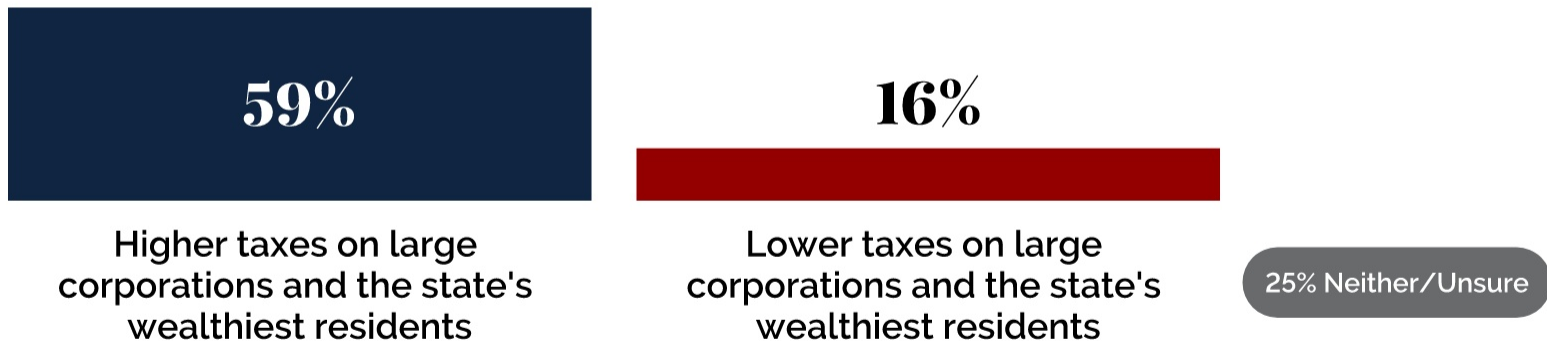
● Somewhat ● Strongly



Q.12 Do you support or oppose rent assistance to help people who are struggling to stay in their homes due to losing work because of the pandemic?

# 6-in-10 Arizonans Characterize Higher Rather than Lower Taxes on Corporations and the Wealthy as Better for Working Families

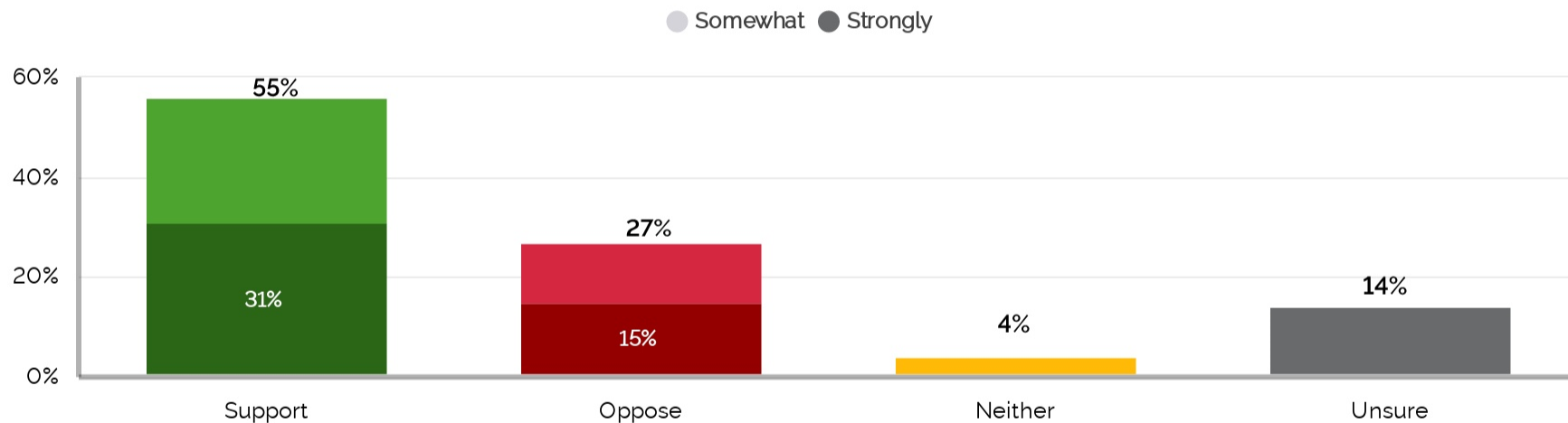
---



Q.19 What do you think would be better for working people and working families in Arizona?

# But Majority Support Ducey's Income Tax Cut Plan

## \$600 Million State Income Tax Cut



Q.20 As you may know, Arizona Governor Doug Ducey recently called for \$600 million in permanent state income tax cuts. Do you support or oppose this proposal?



# Republicans, Men, and Pre-Seniors Back Tax Cut Plan

\$600 Million State Income Tax Cut Support by Key Demographics

	Support	Oppose
All voters	55%	27%
Democrats	32%	46%
Independents	54%	28%
Republicans	78%	11%
White	52%	33%
Latinx	55%	26%
People of Color	58%	18%
18 to 49	47%	31%
50 to 64	66%	24%
65+	58%	25%
Men	62%	29%
Women	49%	26%

# Fiscal Responsibility Argument Against Tax Cuts Loses by Double-Digit Margin

29%

Giving massive tax cuts to wealthy Arizonans right now is a reckless, fiscally irresponsible idea that will bankrupt the state in a few short years, lead to cuts to local police and fire services, and prevent investments in COVID relief, education, jobs, health care, and transportation.

42%

With a \$300 million budget surplus and Arizona families and businesses hurting during the pandemic, now is the time to cut income taxes to make sure that they get to keep the money they have earned.

11% Both  
18% Neither/Unsure

Q.21 (SPLIT A) Which of the following statements better describes your feelings about Governor Ducey's proposal to make 600 million dollars in permanent state income tax cuts?

# Backdoor Attempt to Overturn Prop 208 Argument Also Loses to Pro Tax Cut Argument

---

**30%**

This is a back door attempt to overturn the will of the voters of Arizona by cutting the taxes of the same wealthy people who had their taxes increased by Proposition 208 last year; it is an unfair and fiscally irresponsible idea.

**37%**

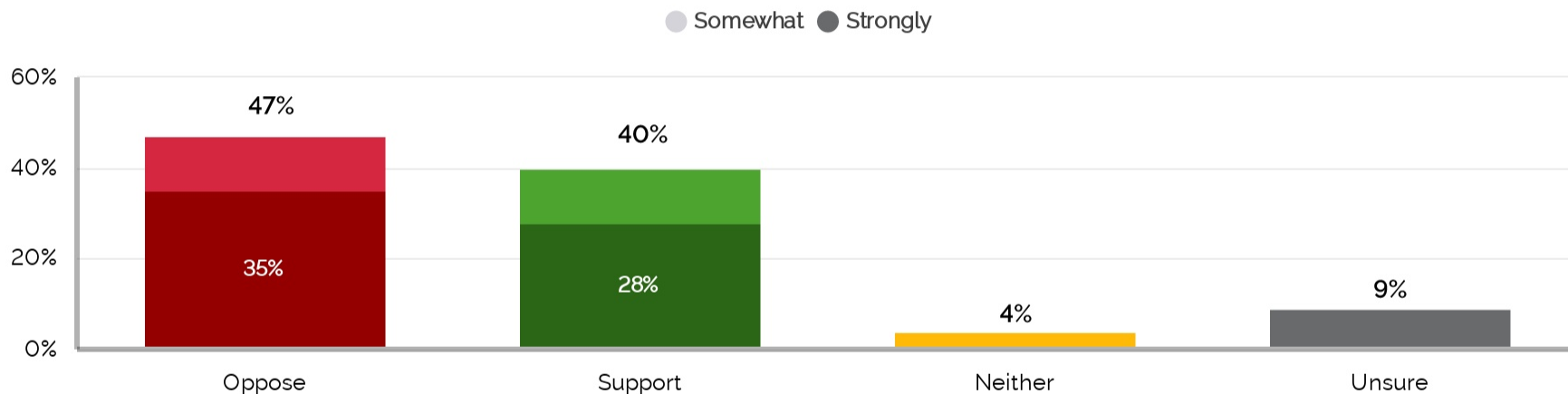
With a \$300 million budget surplus and Arizona families and businesses hurting during the pandemic, now is the time to cut income taxes to make sure that they get to keep the money they have earned.

13% Both  
20% Neither/Unsure

Q.22 (SPLIT B) Which of the following statements better describes your feelings about Governor Ducey's proposal to make \$600 million in permanent state income tax cuts?

# Voters Lean Towards Opposing Prop 208 Repeal

## Repeal Proposition 208

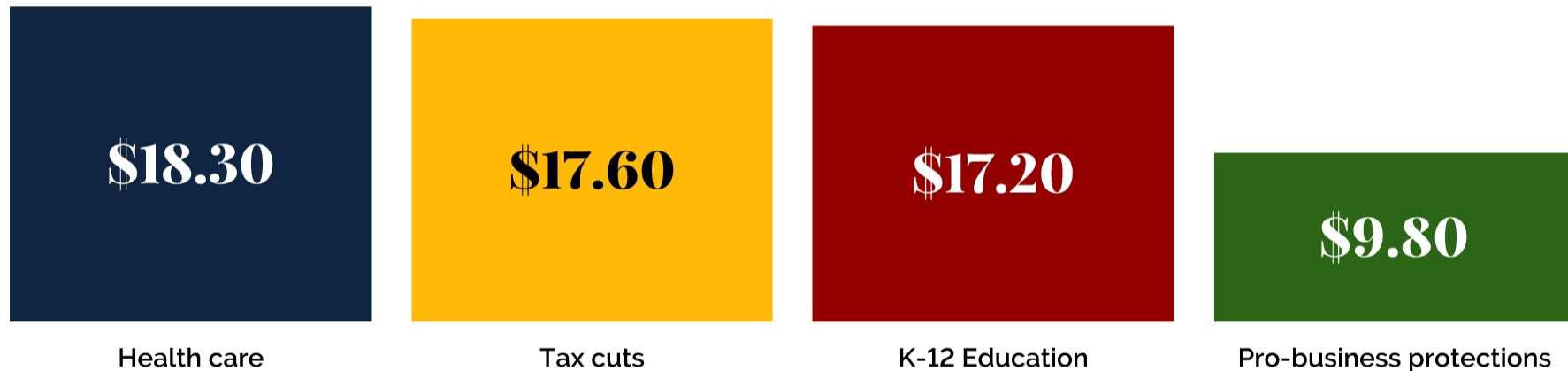


Q.35 Thinking about Proposition 208, also known as the Tax on Incomes Exceeding \$250,000 for Teacher Salaries and Schools Initiative, which was passed by Arizona voters in November, do you oppose or support an effort to repeal Proposition 208 and eliminate the new Tax on Incomes Exceeding \$250,000 for Teacher Salaries and Schools?

# Legislative Priorities

# Health Care and Education Top Progressive Priorities Though a Clear Market Exists for Tax Cuts As Well

Mean Budget Allocation for Issue You Want AZ Legislature to Focus On Out of \$100



Q.6 Below is a list of potential priorities for the Arizona state legislature. Imagine you had \$100 to spend on all of these priorities. You'd spend the most money on the priorities you care about the most and want the Arizona Legislature to focus on the most. You'd spend zero dollars on any priorities that you don't care about at all and don't want the Arizona Legislature to focus on at all. If you do care about a priority at all, just make sure you save some money to spend on it. You must spend all \$100 on these issues.

# Second Tier Priorities

Mean Budget Allocation for Issue You Want AZ Legislature to Focus On Out of \$100



Q.6 Below is a list of potential priorities for the Arizona state legislature. Imagine you had \$100 to spend on all of these priorities. You'd spend the most money on the priorities you care about the most and want the Arizona Legislature to focus on the most. You'd spend zero dollars on any priorities that you don't care about at all and don't want the Arizona Legislature to focus on at all. If you do care about a priority at all, just make sure you save some money to spend on it. You must spend all \$100 on these issues.

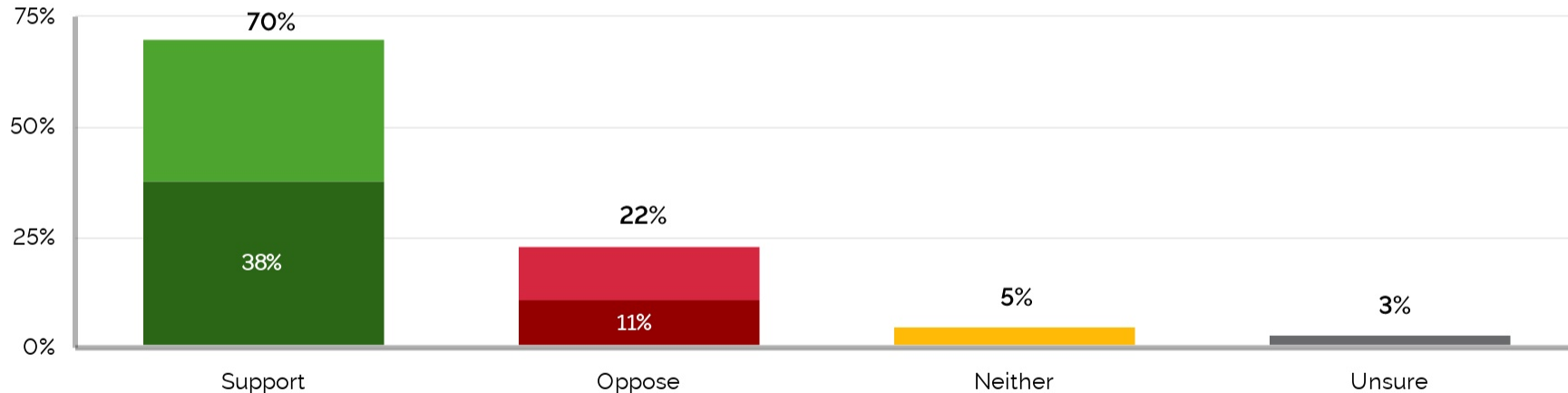
# **Work Regulations & Employee Benefits**



# 7-in-10 Support Expanding UI During Pandemic

Expanded unemployment insurance for Arizonans during the pandemic

● Somewhat ● Strongly



Q.10 Please indicate whether you support or oppose each of the following.

# Nearly Half of Republicans Support Expanding UI During Pandemic

Expanded unemployment insurance by Key Demographics

	Support	Oppose
All voters	70%	22%
Democrats	93%	5%
Independents	73%	19%
Republicans	49%	40%
White	73%	21%
Latinx	65%	21%
People of Color	66%	20%
18 to 49	69%	23%
50 to 64	68%	24%
65+	72%	18%

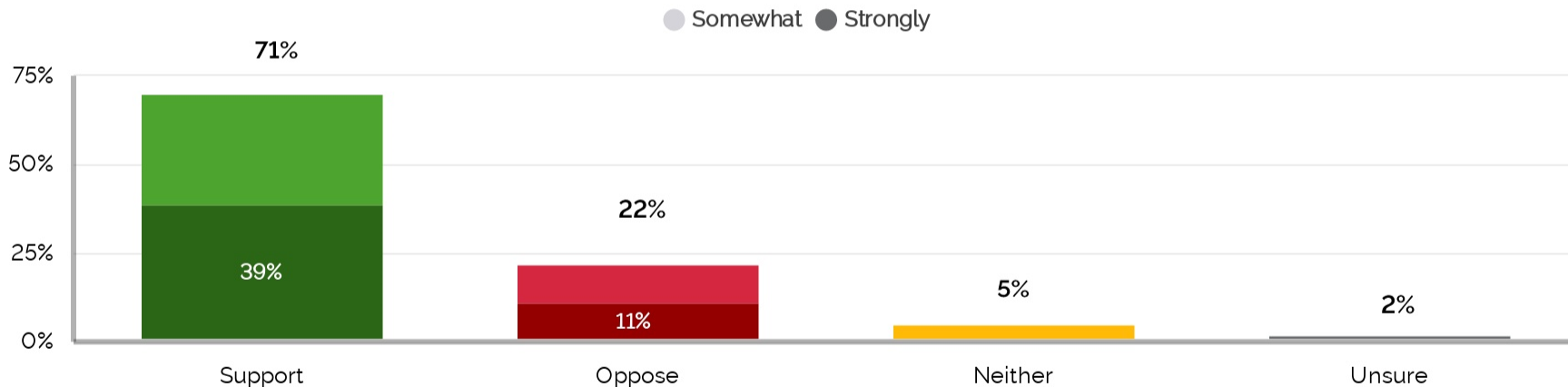
# No Regional Divide in Support for UI Expansion

Expanded unemployment insurance by Media Market, Urbanicity

	Support	Oppose
All voters	70%	22%
East	73%	25%
Maricopa - inner suburbs	74%	15%
Maricopa - outer suburbs	66%	24%
Maricopa - urban core	71%	19%
Pima County	74%	23%
West	62%	27%
Rural	68%	26%
Suburban	70%	22%
Urban	70%	20%

# Strong Majority of Arizonans Support Expanding Unemployment Protections During Pandemic

Expanded unemployment protections for Arizonans during the pandemic



Q.10 Please indicate whether you support or oppose each of the following.

# Majority of Republicans Support Expanded Unemployment Protections

Expanding Unemployment Protections by Key Demographics

	Support	Oppose
All voters	71%	22%
Democrats	91%	6%
Independents	74%	19%
Republicans	52%	39%
White	74%	21%
Latinx	67%	26%
People of Color	71%	19%
18 to 49	71%	25%
50 to 64	71%	22%
65+	71%	18%

# Nearly 8-in-10 Pima County Respondents Support Expanding Unemployment Benefits

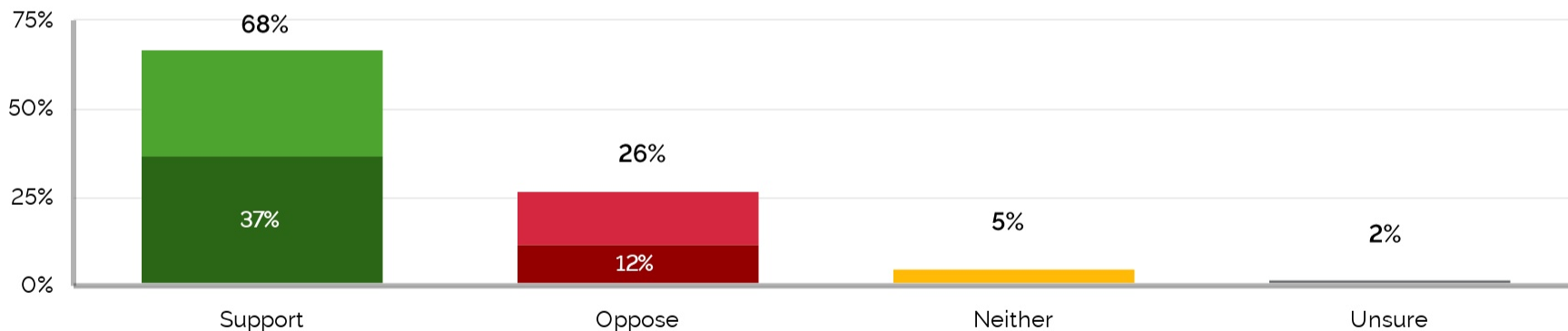
Expanding Unemployment Protections by Media Market, Urbanicity

	Support	Oppose
All voters	71%	22%
East	70%	26%
Maricopa - inner suburbs	75%	18%
Maricopa - outer suburbs	69%	22%
Maricopa - urban core	69%	23%
Pima County	78%	19%
West	65%	25%
Rural	70%	22%
Suburban	71%	22%
Urban	71%	22%

# Majority Support Expanding Unemployment Benefits During Pandemic

Expanded unemployment benefits for Arizonans during the pandemic

● Somewhat ● Strongly



Q.10 Please indicate whether you support or oppose each of the following.

# Republicans Split On Expanding Unemployment Benefits; Democrats and Independents Strongly Back Expansion

Expanded unemployment benefits by Key Demographics

	Support	Oppose
All voters	68%	26%
Democrats	89%	8%
Independents	73%	22%
Republicans	47%	45%
Men	61%	33%
Women	75%	20%
White	72%	24%
Latinx	66%	26%
People of Color	66%	25%
18 to 49	65%	30%
50 to 64	67%	28%
65+	72%	19%



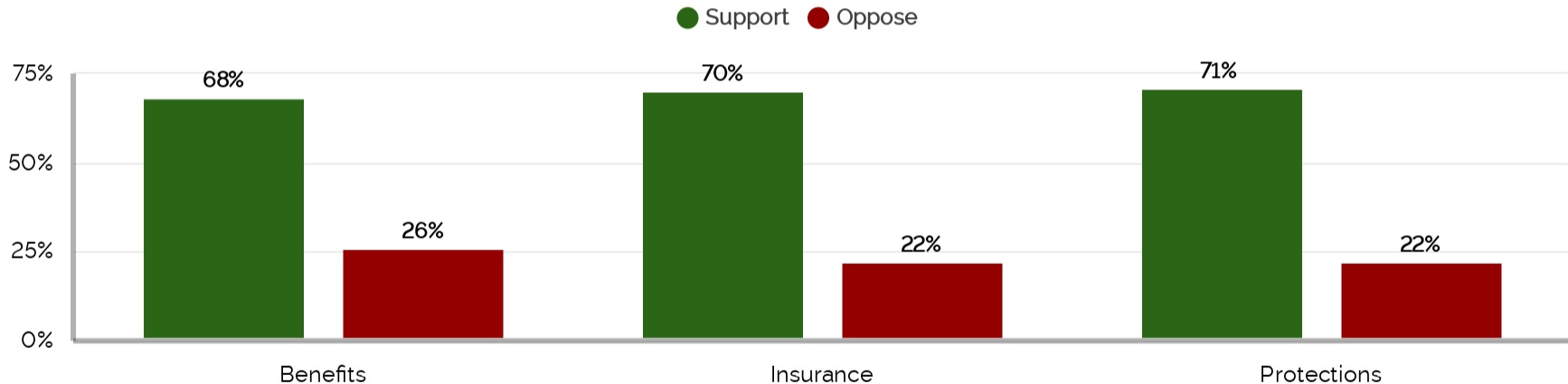
# Little Disparity In Support for Unemployment Benefits Across Different Regions

Expanded unemployment benefits by Region, Urbanicity

	Support	Oppose
All voters	68%	26%
East	71%	24%
Maricopa - inner suburbs	72%	22%
Maricopa - outer suburbs	67%	28%
Maricopa - urban core	64%	28%
Pima County	73%	24%
West	59%	31%
Rural	65%	26%
Suburban	69%	25%
Urban	68%	27%

# Little Difference in Level of Support for “Benefits,” “Insurance,” and “Protections”

Support for Types of Unemployment Assistance



Q.10 Please indicate whether you support or oppose each of the following.

# Messaging Exercise on Expanding Unemployment Benefits

---



## Supporters - Center Small Business (SPLIT A)

Supporters say with so many people out of work and having their hours cut due to the pandemic, getting more money into the hands of the unemployed **will keep our economy moving and prevent local small businesses from closing.**



## Supporters - Center Families (SPLIT B)

Supporters say with so many people out of work and having their hours cut due to the pandemic, we need to help them by getting money into the hands of the unemployed **to keep people from going hungry and losing their homes.**



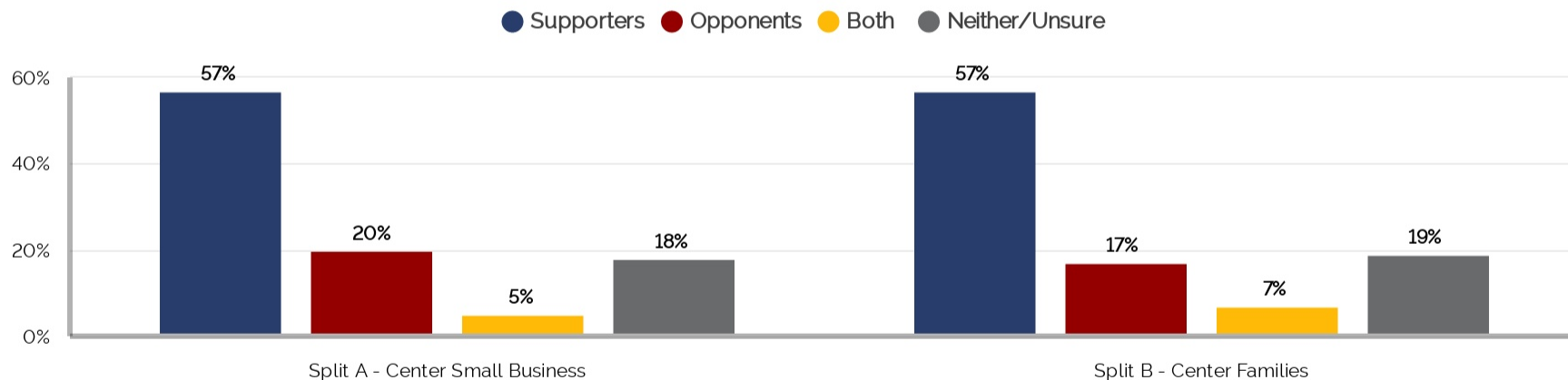
## Opponents

Opponents say that the only way to pay for more unemployment benefits is to raise taxes on small Arizona businesses that are already struggling to stay afloat during the pandemic, slowing down the economy and killing jobs.

Q.11 Below are statements from supporters and opponents of expanding unemployment benefits, insurance, and protections for Arizonans during the pandemic. Please indicate whether you agree more with the supporters or opponents, even if neither one is exactly right.

# By Near 3-to-1 Margin Arizonans Side With UI Supporters' Arguments Over Opponents' Regardless of Framing

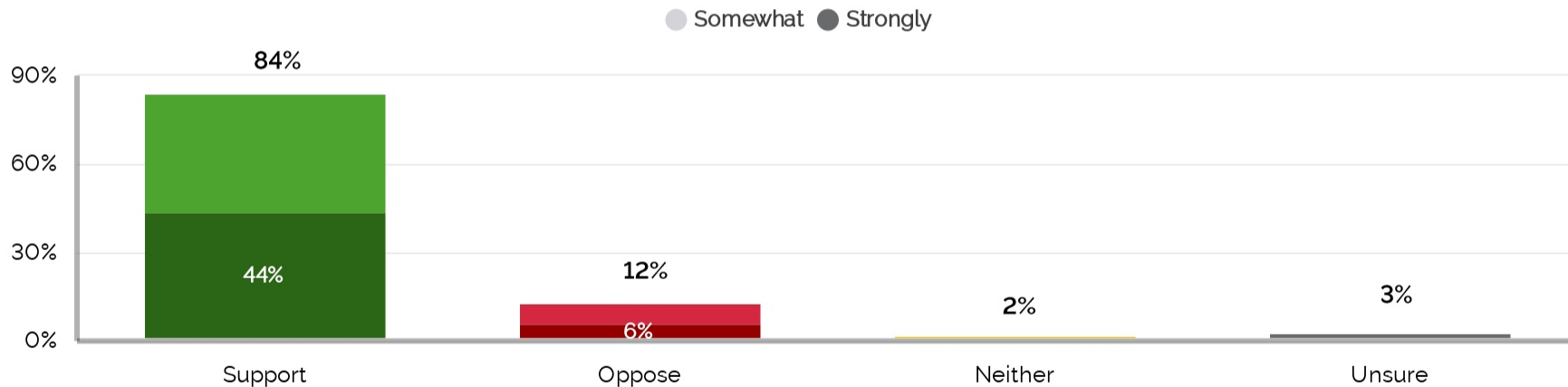
## UI Split Message Pair Exercise



Q.11 Below are statements from supporters and opponents of expanding unemployment benefits, insurance, and protections for Arizonans during the pandemic. Please indicate whether you agree more with the supporters or opponents, even if neither one is exactly right.

# Most Arizonans Want Direct Cash Assistance for Small Business During the Pandemic

## Small Business Direct Cash Assistance

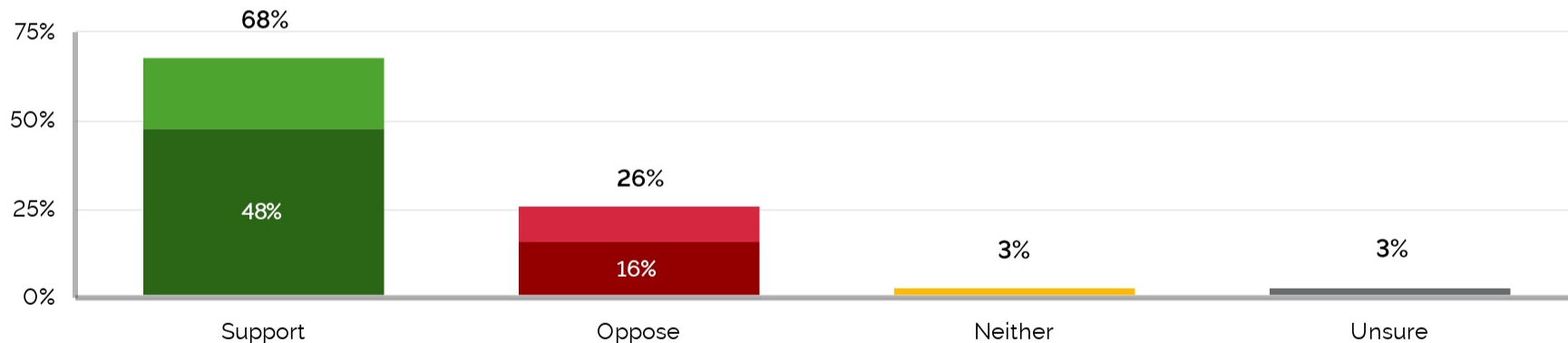


Q.13 Do you support or oppose direct cash assistance for small businesses that are struggling to stay open because of the pandemic?

# Overwhelming Support Surfaces for New Requirements that Keep AZ Workers Safe From COVID

## Workplace Safety Requirements

● Somewhat ● Strongly

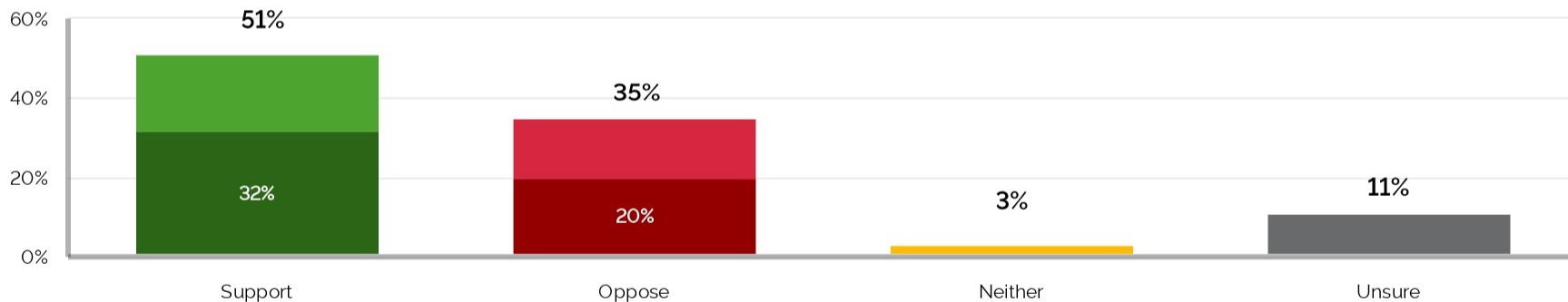


Q.14 Do you support or oppose new workplace safety requirements in Arizona meant to keep workers safe from COVID during the pandemic?

# Slim Majority Support Liability Waivers for Arizona Businesses

## Liability Waivers

● Somewhat ● Strongly



Q.15 Do you support or oppose allowing Arizona businesses to use liability waivers to protect from COVID-related lawsuits stemming from customers or employees contracting the virus due to business carelessness?

# Voters in Eastern Part of State Most Supportive of Liability Waivers

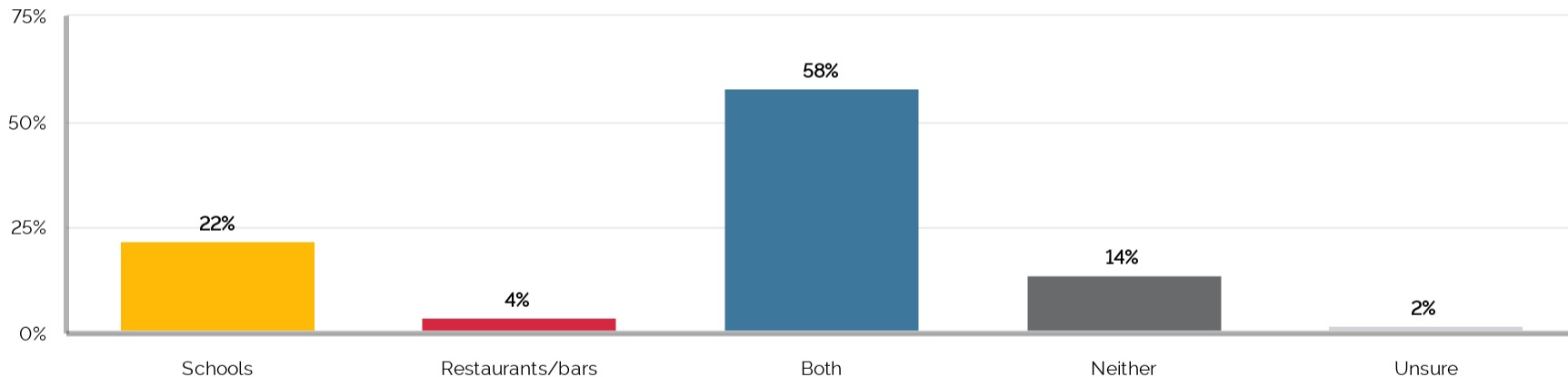
Support for Liability Waivers by Region, Race

	Support	Oppose
All voters	51%	35%
East	61%	20%
Maricopa - inner suburbs	54%	32%
Maricopa - outer suburbs	54%	32%
Maricopa - urban core	45%	45%
Pima County	40%	47%
West	52%	32%
White	51%	36%
Latinx	44%	43%
People of Color	46%	35%



# Few Say Legislators Should Keep Open Bars and Restaurants Instead of Schools

Open Schools or Restaurants/Bars



Q.17 As state policymakers respond to the coronavirus pandemic, do you think they should focus more on safely keeping schools open or safely keeping restaurants and bars open?

# Majority Support Expanding Benefits Like Paid Family, Medical, and Sick Leave

---

**53%**

More required benefits at work like paid family leave, paid medical leave, and paid sick leave.

**27%**

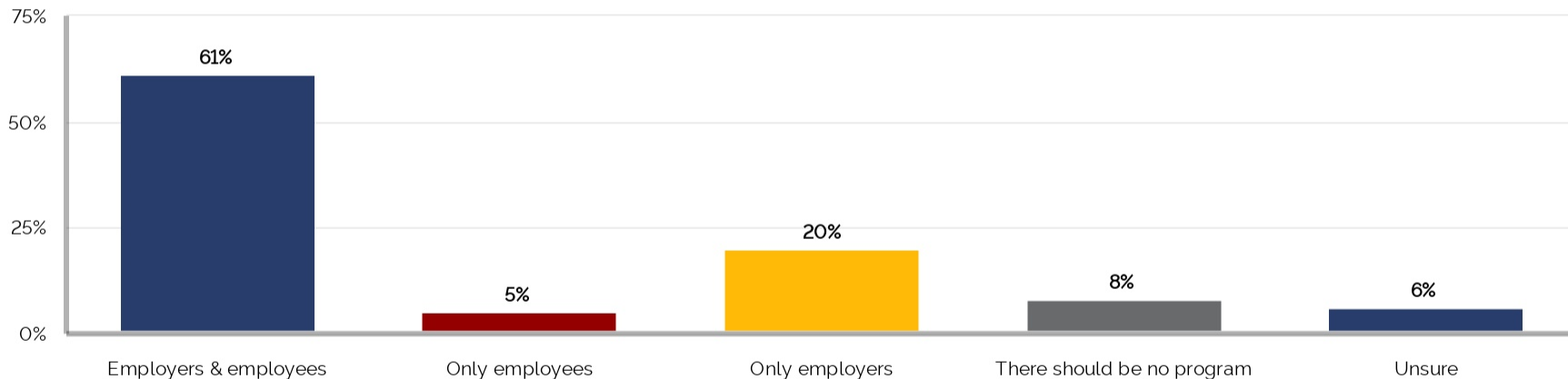
Fewer mandates on businesses like paid family leave, paid medical leave, and paid sick leave.

21% Neither/Unsure

Q.23 What do you think would be better for working people and working families in Arizona?

# More than 4-in-5 See Role for Employers in Funding Leave Programs

Funding for Paid Family and Medical Leave Insurance Program Should Come From

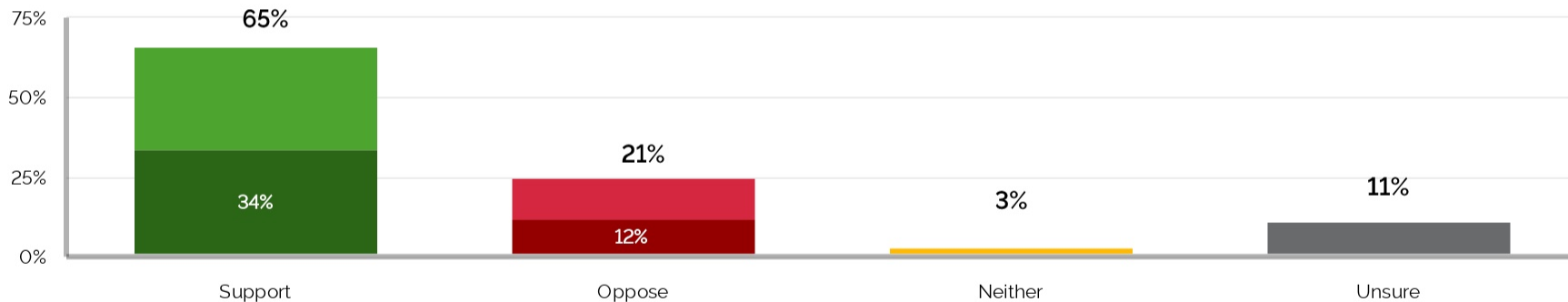


Q.24 As you may know, paid family and medical leave helps workers take paid time off from work to deal with a serious personal or family illness or to care for a new child. What do you think is the best way to fund a paid family and medical leave insurance program in Arizona?

# Nearly 2-in-3 Say Leave Programs Should Support All Workers

## Paid Family and Medical Leave Covering All Workers

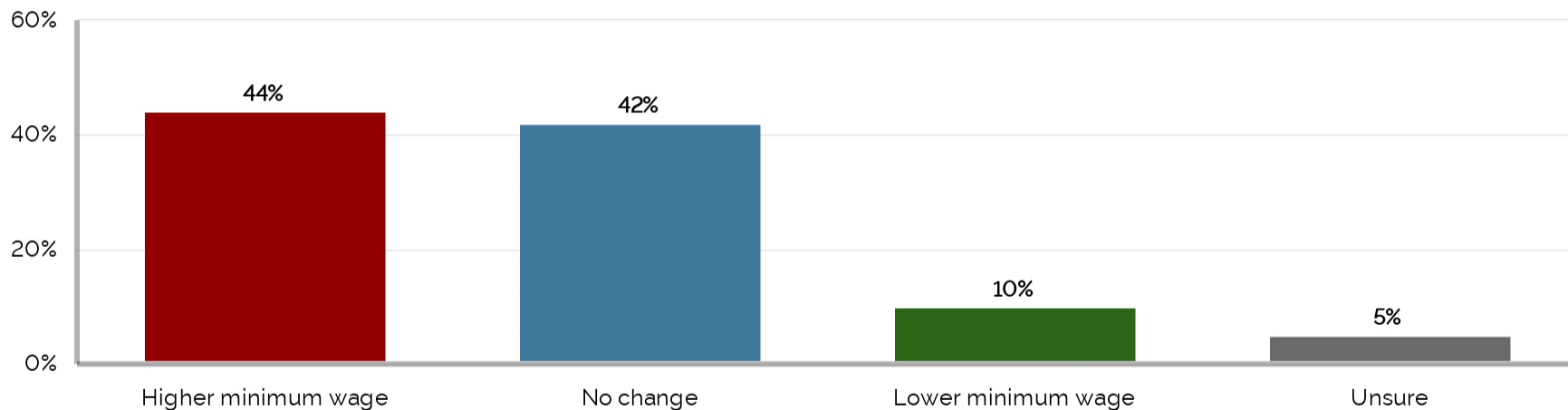
● Somewhat ● Strongly



Q.25 And do you support or oppose Arizona's paid family and medical leave insurance program covering all workers in the state including public sector, private sector, self-employed, freelance workers, and independent contractors?

# Voters Split Between Higher Minimum Wage and No Change

## Minimum Wage



Q.26 What do you think would be best for working people and working families in Arizona?

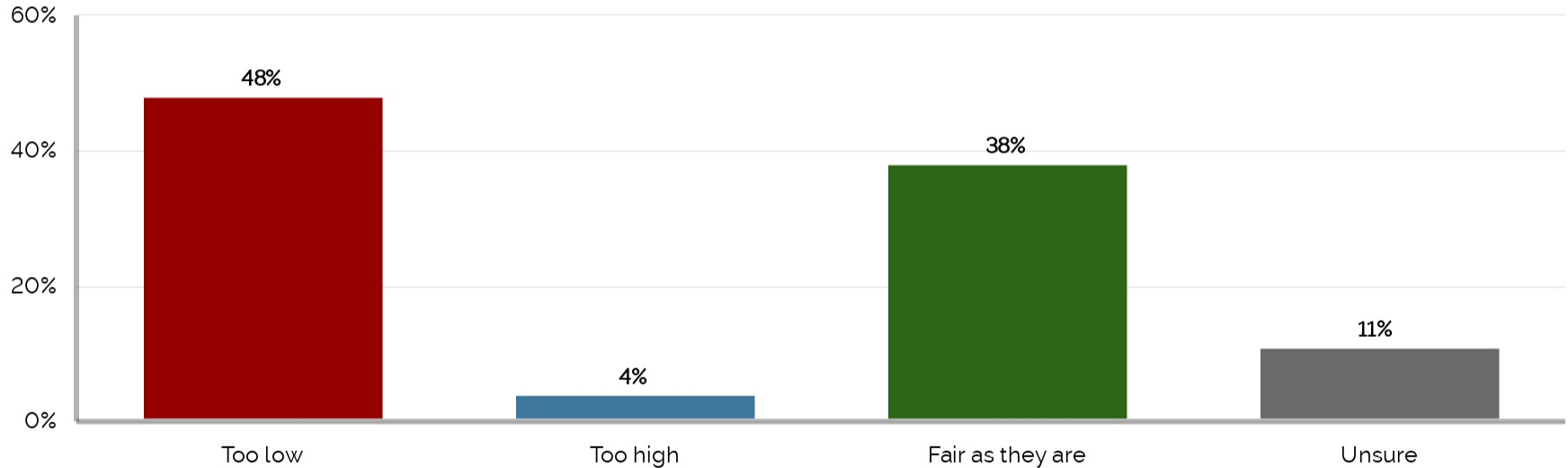
# 6-in-10 Latinx Voters Back Raising the Minimum Wage

Minimum Wage by Region, Race

	Higher	No change	Lower
All voters	44%	42%	10%
East	35%	51%	9%
Maricopa - inner suburbs	49%	35%	9%
Maricopa - outer suburbs	34%	50%	11%
Maricopa - urban core	56%	29%	13%
Pima County	55%	34%	8%
West	40%	46%	13%
White	44%	42%	9%
Latinx	61%	28%	6%
People of Color	51%	40%	7%

# Nearly Half Say Wages Are Too Low

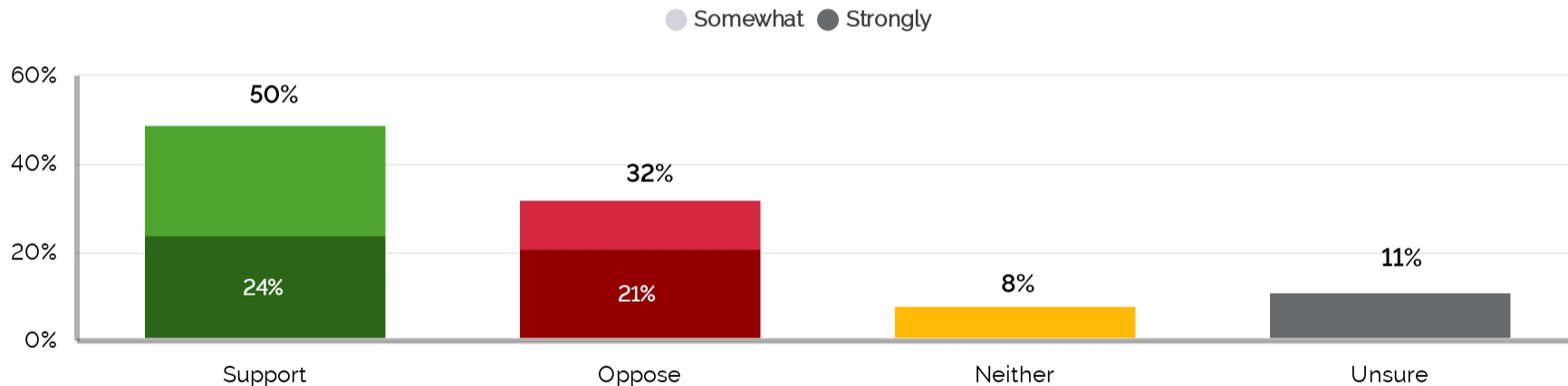
## Employee Wages



Q.27 And generally speaking do you think employee wages in Arizona are too low, too high, or fair as they are?

# Bare Majority Support Implementing A Minimum Wage for Construction Workers

## Minimum Wage for Construction Workers



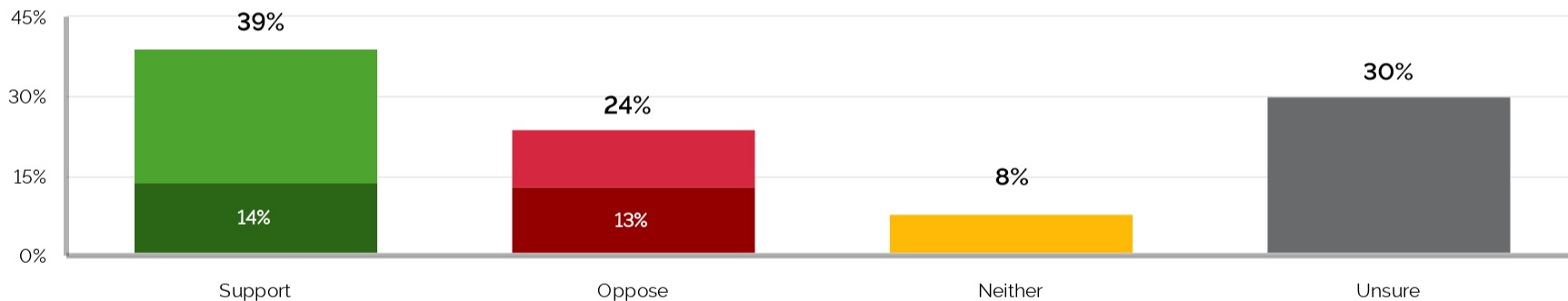
Q.28 Do you support or oppose Arizona implementing a minimum wage for construction workers?



# Most Arizonans Don't Have Strong Opinion on Requiring Apprentices on Taxpayer-Funded Projects

## Construction Apprentices on Taxpayer-Funded Projects

● Somewhat ● Strongly



73% Unsure, somewhat support, somewhat oppose, or neither

Q.29 Do you support or oppose allowing local governments in Arizona to require the use of construction apprentices to build taxpayer-funded city construction projects?

**Democracy**

# Arizonans Split Evenly on Making Voting More Accessible or Preventing Voter Fraud

---



Arizona state government should focus on making voting safer and more accessible



Arizona state government should focus on stopping voter fraud

11% Neither/Unsure

Q.30 Switching gears a bit, which of these statements comes closer to your own view, even if neither of them is exactly right?

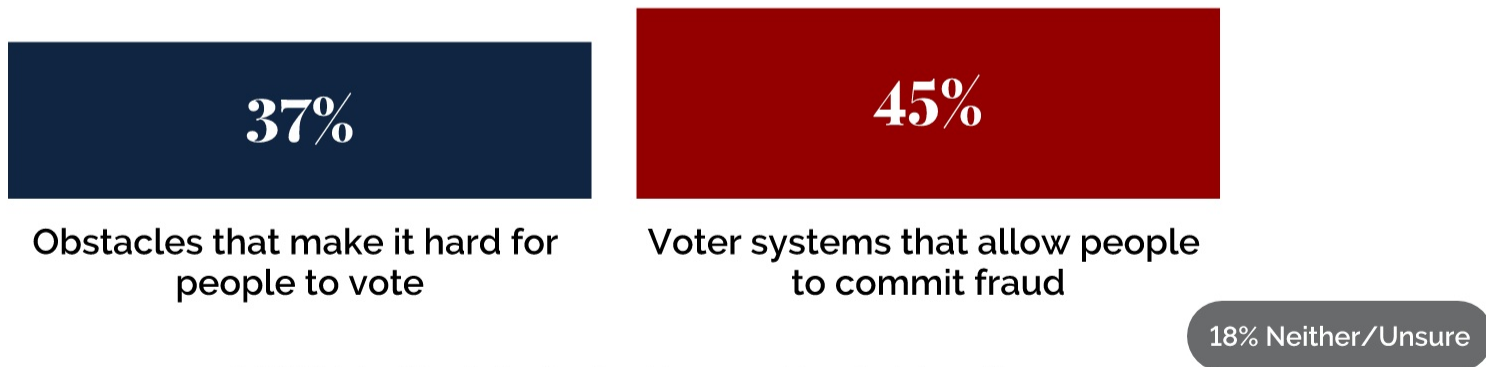
# Voting Reform Question Splits AZ Along Party Lines

## Voting Reform Focus by Key Demographics

	Accessibility	Fraud
All voters	46%	44%
Democrats	86%	2%
Independents	37%	47%
Republicans	13%	81%
East	47%	50%
Maricopa - inner suburbs	54%	38%
Maricopa - outer suburbs	42%	52%
Maricopa - urban core	51%	30%
Pima County	50%	34%
West	32%	58%
White	43%	47%
Latinx	61%	24%
People of Color	57%	31%

# More Arizonans Concerned About Fraud Than Voting Obstacles

---



Q.31 Which of the following is a bigger problem in Arizona?

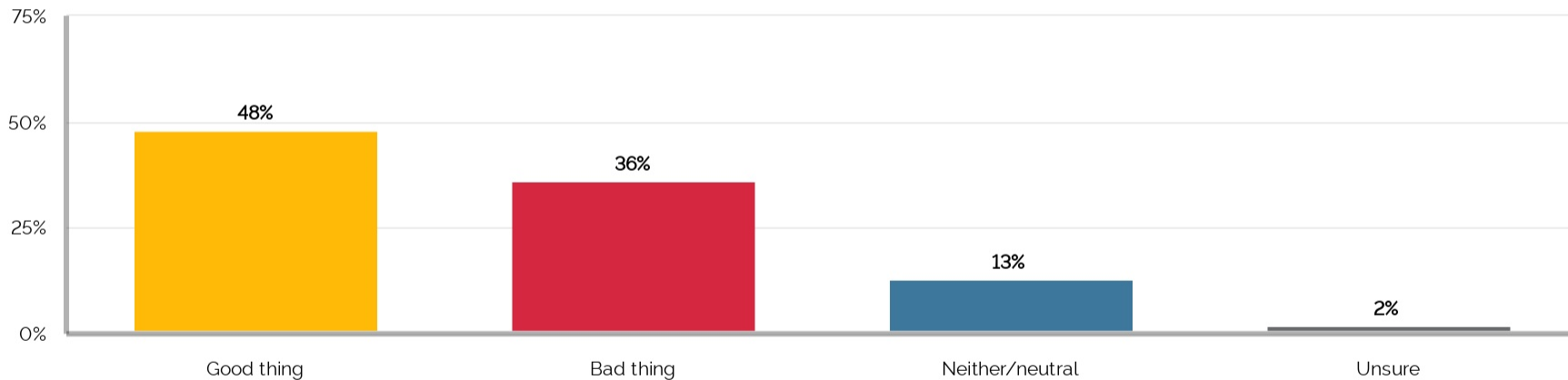
# Democrats Concerned About Voting Obstacles; Republicans Worry About Fraud

## Voting Issue by Key Demographics

	Obstacles	Fraud
All voters	37%	45%
Democrats	71%	5%
Independents	32%	47%
Republicans	10%	81%
East	33%	47%
Maricopa - inner suburbs	44%	40%
Maricopa - outer suburbs	35%	50%
Maricopa - urban core	38%	36%
Pima County	42%	38%
West	33%	60%
White	38%	47%
Latinx	36%	33%
People of Color	39%	36%

# Arizona Voters Generally Characterize AVR As a Good Thing

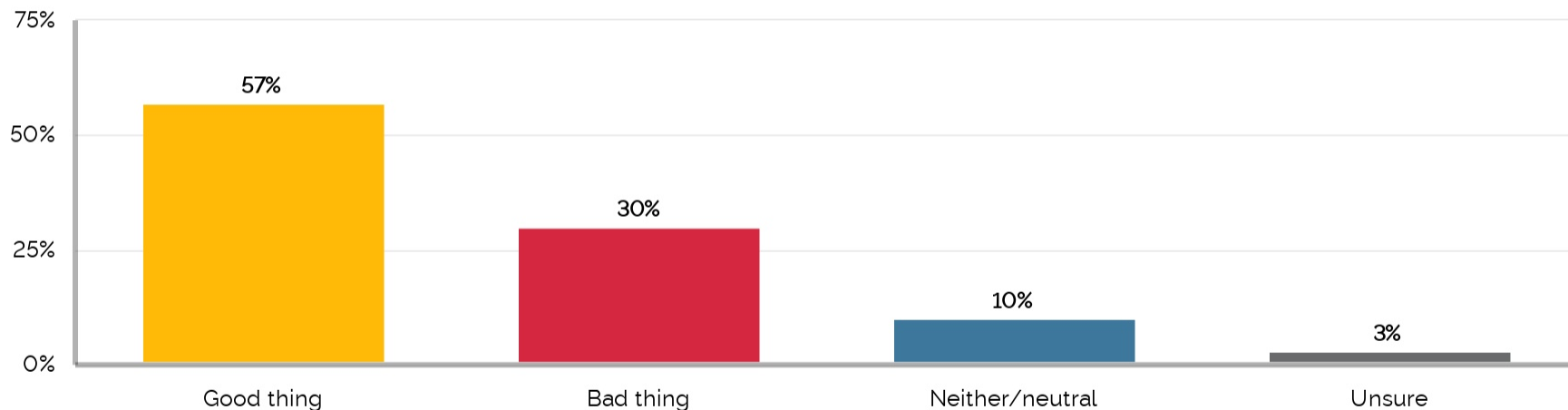
## Automatic Voter Registration



Q.32 And do you think it would be a good thing or bad thing for every eligible resident of Arizona to be automatically registered to vote unless they opt out?

# By Near 2-to-1 Margin, Arizonans Support Preserving VBM and Expanding Early Voting

Preserve Vote By Mail, Expand Early Voting



Q.33 And do you think it would be a good thing or bad thing for Arizona to preserve vote-by-mail and make early voting more widely accessible?



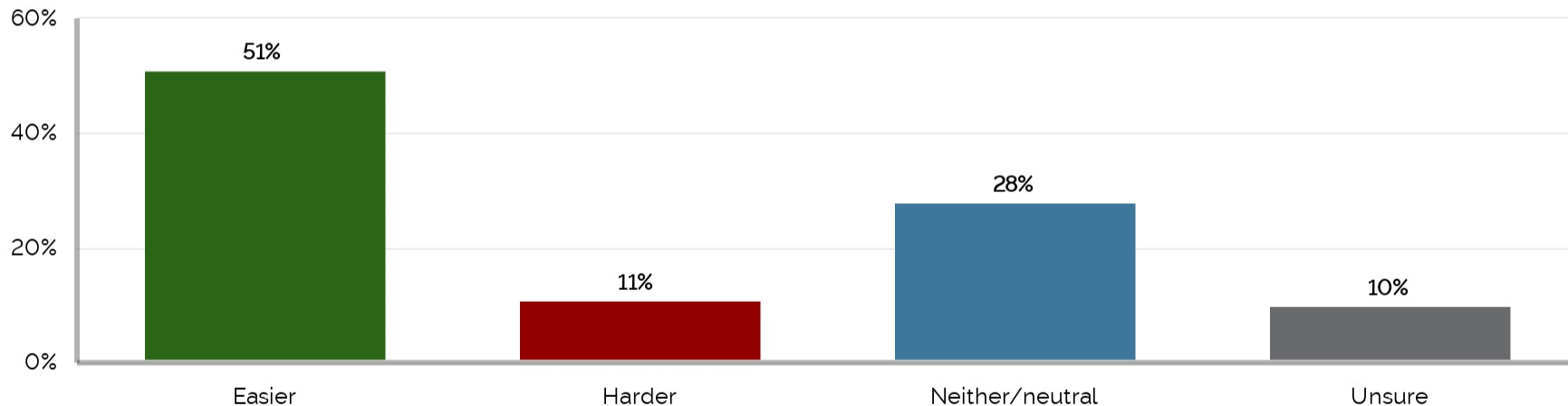
# Democrats More Consolidated On VBM, EV Than Republicans; Majority of Independents Like VBM and EV

VBM, Early Voting by Key Demographics

	Good Thing	Bad Thing
All voters	57%	30%
Democrats	94%	2%
Independents	57%	30%
Republicans	26%	55%
East	54%	35%
Maricopa - inner suburbs	68%	20%
Maricopa - outer suburbs	51%	38%
Maricopa - urban core	60%	24%
Pima County	65%	24%
West	50%	36%
White	59%	30%
Latinx	58%	22%
People of Color	59%	24%

# Few Arizonans Say it Should Be Harder for Citizens to Initiate Legislation Through Ballot Measures

Initiate Legislation Through Ballot Measures



Q.34 And do you think it should be easier or harder for Arizona citizens to initiate legislation through ballot measures?

# 2-in-3 Democrats Back Making Ballot Measures Easier To Initiate; Little Consolidation Among Other Groups

Initiate Legislation Through Ballot Measures by Key Demographics

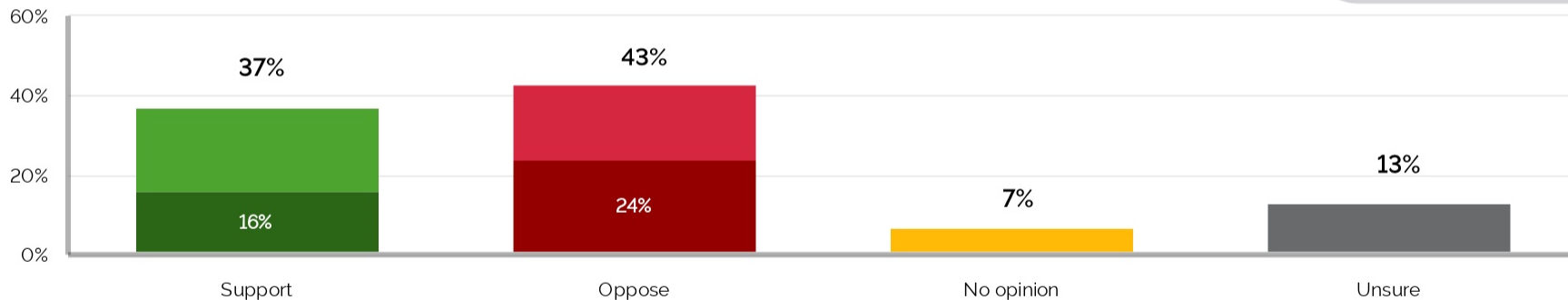
	Easier	Harder	Neither
All voters	51%	11%	28%
Democrats	68%	1%	21%
Independents	49%	13%	32%
Republicans	38%	20%	33%
East	55%	11%	22%
Maricopa - inner suburbs	49%	11%	29%
Maricopa - outer suburbs	51%	15%	29%
Maricopa - urban core	53%	11%	26%
Pima County	54%	9%	27%
West	47%	8%	34%
White	53%	11%	28%
Latinx	49%	9%	28%
People of Color	49%	11%	30%

# 3-in-5 Have Weak Opinion on Legislature's Authority Over Local Laws

## State Legislature Authority To Prevent/Overtake Local Laws

Probably Definitely

60% support probably,  
oppose probably, no  
opinion, or unsure



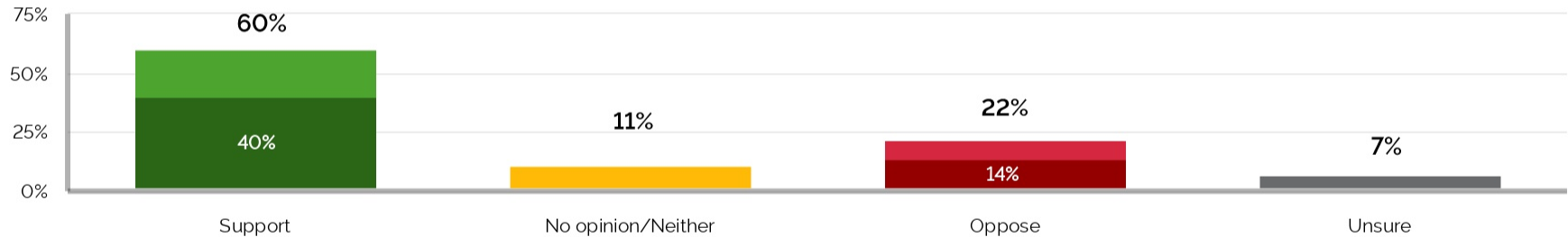
Q.18 As you may know, the Arizona State Legislature has the authority to prevent local governments from passing certain laws and can overturn certain local laws to prevent them from going into effect. Knowing just what you know right now, do you support or oppose this authority?

# **Public Lands & The Environment**

# Strong Majority Support Carbon Pollution Regulations for Utility Companies

## Carbon Pollution Requirements on Utility Companies

● Somewhat ● Strongly



Q.36 Switching subjects again, Arizona's utility regulators are currently updating a policy that will require utility companies, such as APS and TEP, to reduce their carbon pollution that contributes to climate change, offer energy efficiency to help customers save money on their bills, and make it easier for Arizonans to have solar on their private property. Do you support or oppose these requirements on utility companies, or not have an opinion one way or the other about them?

# Messaging Exercise on Reducing Reliance on Southwest Gas in Favor of Clean Energy

---



## No mention of climate change -- (SPLIT A)

We must reduce our reliance and investment in expensive and dirty fossil fuels delivered by Southwest Gas and instead focus on clean and cost-effective renewable energy sources.



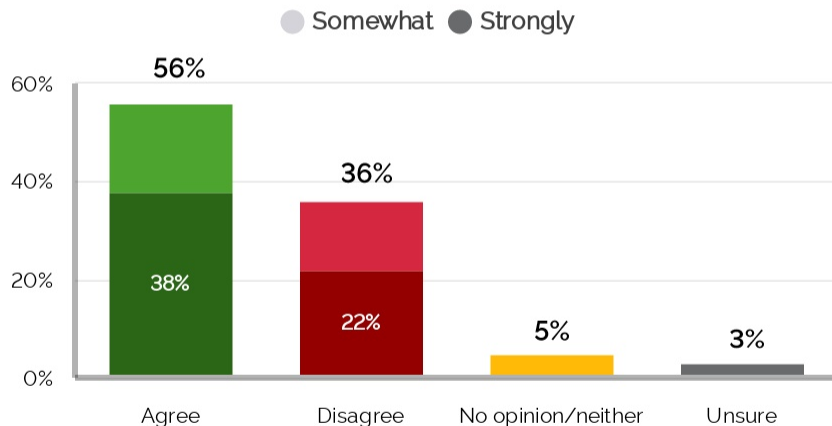
## Mentions climate change -- (SPLIT B)

If we are truly to **address carbon pollution and climate change**, we must reduce our reliance and investment inexpensive and dirty fossil fuels delivered by Southwest Gas and instead focus on clean and cost-effective renewable energy sources.

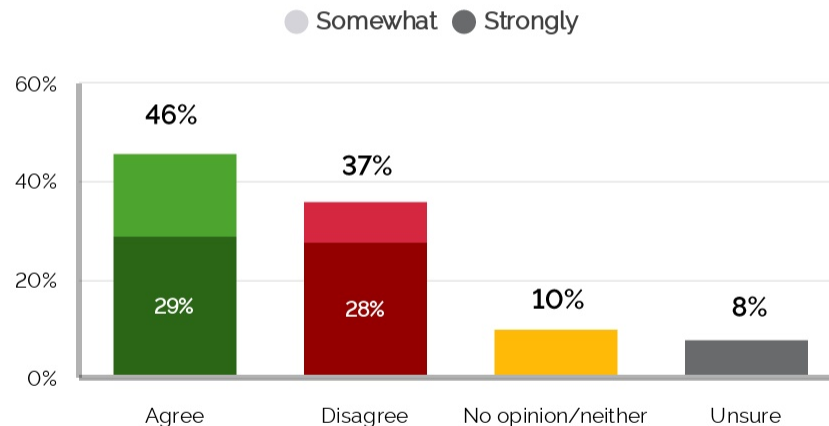
Q.37 Please tell me whether you agree or disagree with the following statement:

# Majority Support Reducing Reliance on Fossil Fuels When Climate Change is Not Mentioned

Split A: No mention of climate change



Split B: Mentions climate change

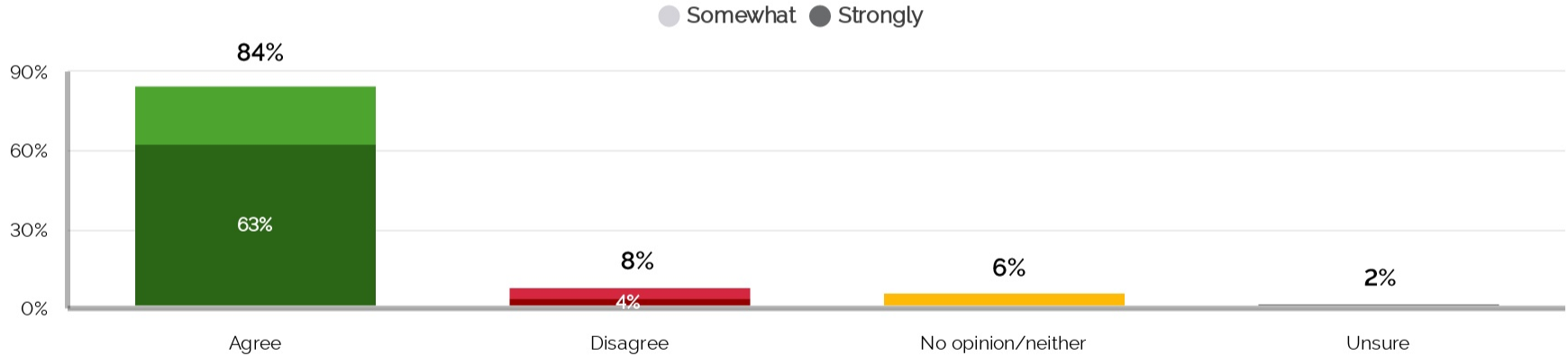


Q.37 Please tell me whether you agree or disagree with the following statement:



# Most Arizonans Agree Access to Parks is Vital to Health During Pandemic

## Importance of Access to Parks to Arizonans' Health During COVID-19

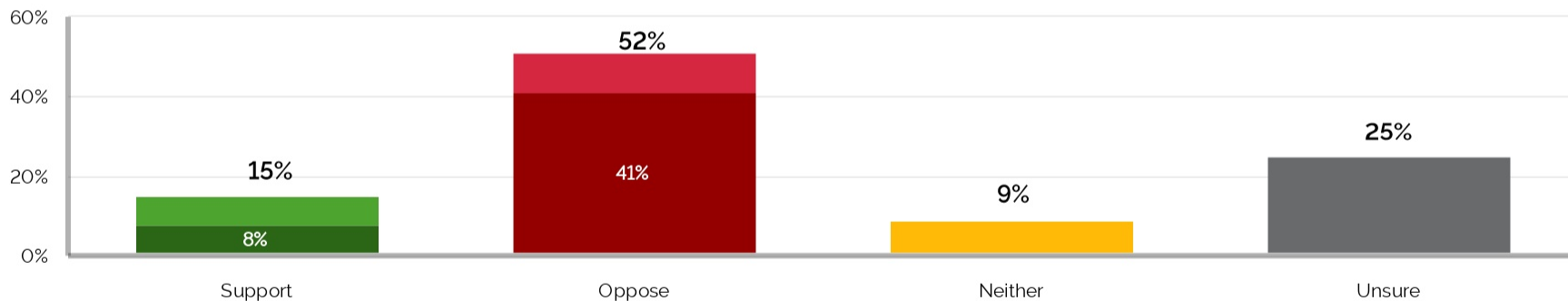


Q.38 Please tell me whether you agree or disagree with the following statement: Access to parks and public lands are vital to Arizonans' health and safety during the COVID-19 pandemic.

# Few Arizonans Support Requiring Property Owners to Get Permission to Sell Land

## Require Private Property Owners to Get Permission to Sell Land

● Somewhat ● Strongly

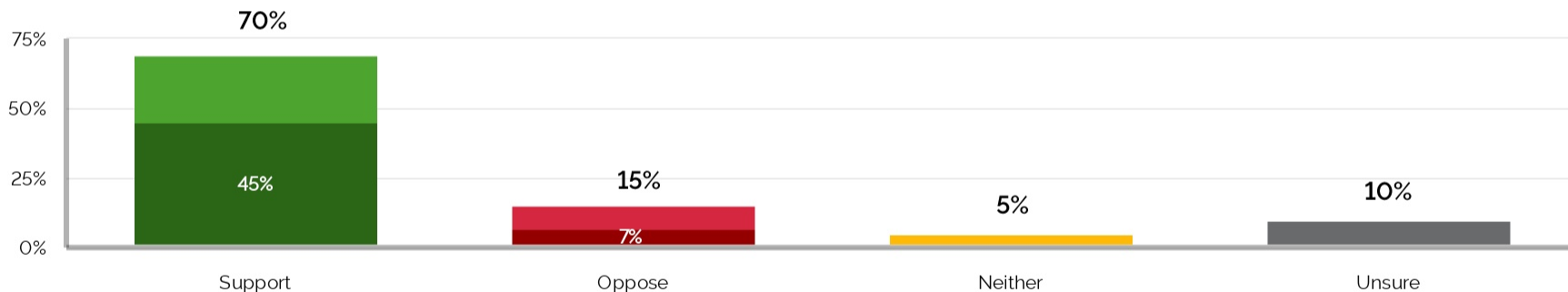


Q.39 Do you support or oppose legislation that would require private property owners to get permission from the governor and state legislature to sell, trade, or give their property to the federal government?

# 7-in-10 Want Funding for AZ State Parks Heritage Fund Restored

## Funding for AZ Parks Heritage Fund

● Somewhat ● Strongly

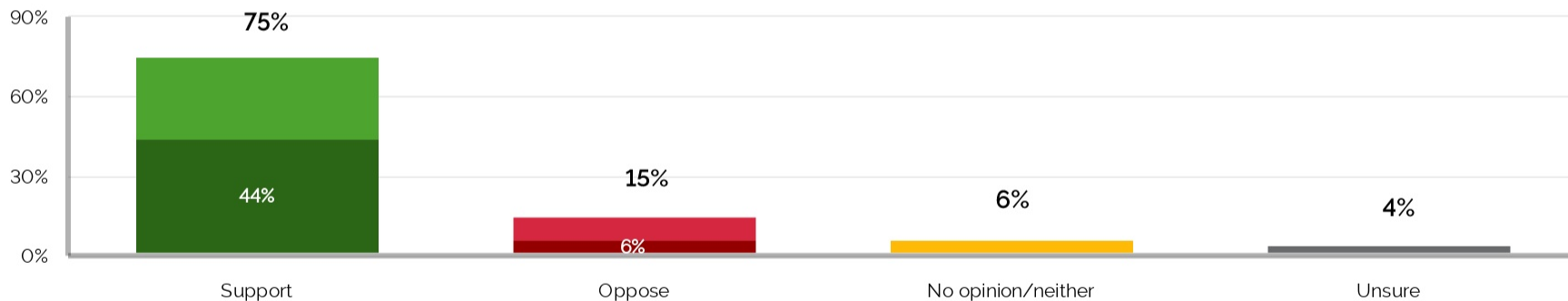


Q.40 As you may know, in 2010 the Arizona legislature cut \$10 million a year in funding for the Arizona State Parks Heritage Fund, a voter-approved measure that supports local, regional, and state parks; trails and open spaces; and cultural heritage sites. Do you support or oppose the Arizona legislature permanently restoring this funding for the Arizona State Parks Heritage Fund?

# Strong Majority Agree Investing in Parks Would Help Rebuild Economy

## Investing in Parks Helps Rebuild AZ Economy

● Somewhat ● Strongly



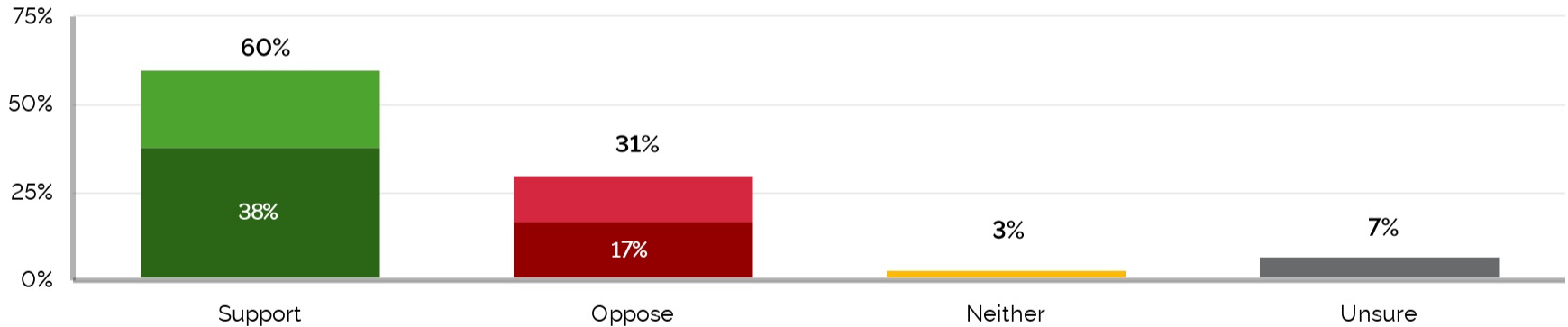
Q.41 Please tell me whether you agree or disagree with the following statement: Investing in parks, open spaces, and access to the outdoors is a needed investment to help rebuild Arizona's economy

# **Law Enforcement**

# AZ Voters Oppose Mandatory Minimums By Nearly 2-to-1 Margin

## Ending Mandatory Minimum Sentences for Non-Violent Drug Crimes

● Somewhat ● Strongly

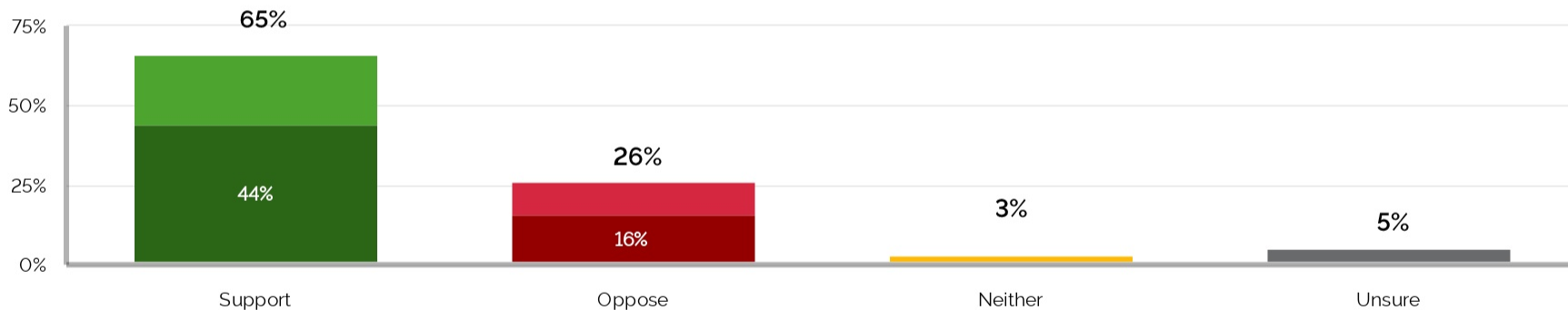


Q.42 Do you support or oppose ending the use of mandatory minimum sentences for non-violent drug crimes in Arizona?

# More than 4-in-10 Arizonans Strongly Support Expunging Records for Marijuana Offenses

## Expunge Records for Marijuana-Related Offenses

● Somewhat ● Strongly

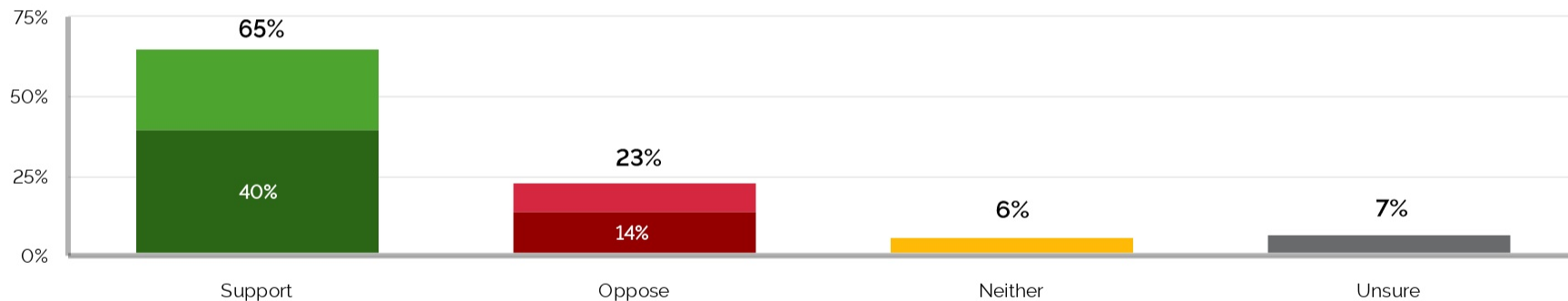


Q.43 And now that the use of recreational marijuana is legal in Arizona, do you support or oppose making it easier for those convicted in Arizona of non-violent, marijuana-related offenses to expunge their records?

# 2-in-5 Voters Strongly Support Publicly Tracking Officer Misconduct

## Law Enforcement Officer Misconduct Database

● Somewhat ● Strongly



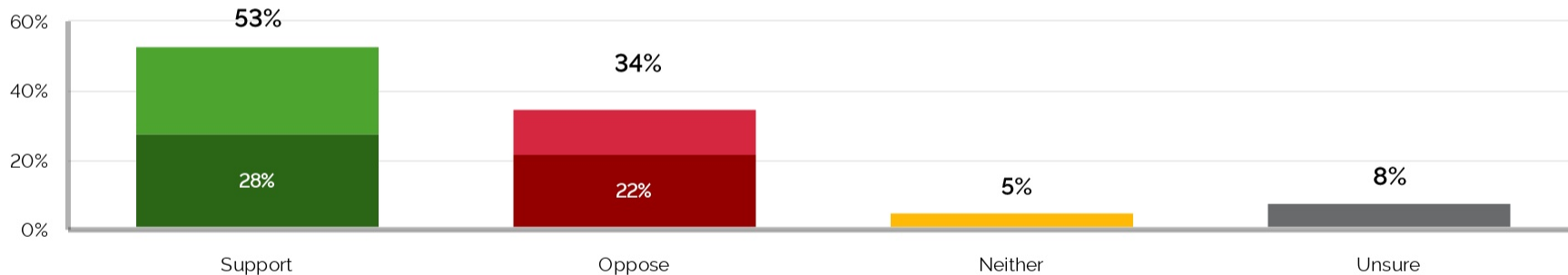
Q.45 Do you support or oppose creating a database that would track and make public instances of discipline and misconduct for law enforcement officers in Arizona?



# Ending Qualified Immunity for Police Officer Has Support of Slim Majority

## Eliminating Qualified Immunity

● Somewhat ● Strongly



Q.46 As you may know, qualified immunity protects law enforcement officers from being sued for misconduct unless there is a previous legal case with similar facts ruling that officers may not engage in that particular conduct. Would you favor or oppose eliminating qualified immunity so that police officers could be sued for misconduct even if there is no previous legal case with similar facts?

# Democrats, Phoenix Voters Support Ending Qualified Immunity

Eliminating Qualified Immunity by Key Demographics

	Support	Oppose
All voters	53%	34%
Democrats	74%	15%
Independents	55%	34%
Republicans	33%	52%
East	35%	51%
Maricopa - inner suburbs	53%	33%
Maricopa - outer suburbs	53%	34%
Maricopa - urban core	70%	22%
Pima County	46%	37%
West	56%	33%
White	54%	33%
Latinx	46%	35%
People of Color	50%	35%

# Questions?

---



**Ben Lazarus**  
*Director of Research Solutions*

[ben.lazarus@targetsmart.com](mailto:ben.lazarus@targetsmart.com)

m: (734) 649-3438