

# Nevada Statewide Issues Poll

*Prepared for the* **State Innovation Exchange** *by* **TargetSmart**



# Survey Methodology



TargetSmart designed and administered this multi-modal survey. The survey reached **573** adults (450 weighted), age 18 or older, who indicated they were registered to vote in Nevada. The survey was conducted **November 9-18, 2021**, via live phones with trained operators, online via a link from an email or SMS, and through Dynata's voter file matched web panel.

The sample was randomly selected from TargetSmart's enhanced voter file. Eleven percent of respondents were reached on phones (21 weighted). Fifty-five percent of respondents completed the survey online and were reached via an email or direct SMS invite (51 weighted). Thirty-five percent of respondents were recruited from Dynata's web panel and matched to TargetSmart's voter file (28 weighted).

Quotas were assigned to reflect the demographic distribution of registered voters in Nevada. The data were weighted by gender, age, race from file, party registration, TargetSmart Midterm General Turnout Score, TargetSmart High School Only Score, region by congressional district, and self-reported 2020 presidential vote to ensure an accurate reflection of the population.

The overall margin of error is **+/- 4.6%**. The margin of error for subgroups is larger and varies. Percentage totals may not add up precisely due to rounding.



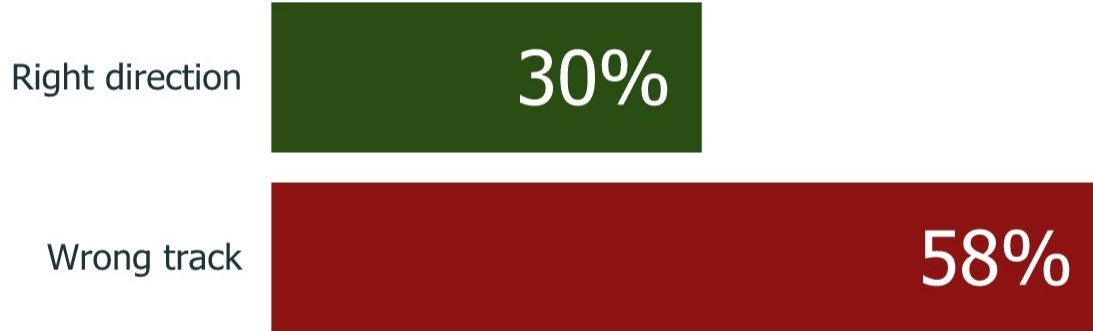
# Key Findings

- Nevada voters are overwhelmingly supportive of a broad range of progressive investments using American Rescue Plan funds on priorities ranging from health care and education to housing.
- Education and child care emerge in several critical places in this survey, most notably as top priorities for ARP investment and as critical areas to invest in job training.
- On housing specifically, various proposals to make housing more affordable in Nevada are very popular, particularly affordable housing programs targeted at veterans and the victims of domestic violence, and a policy of refurbishing old buildings to add to the region's affordable housing stock.



# Voters say Nevada is on the wrong track by a near 2-to-1 margin

Nevada Direction



*Q.5 Generally speaking, do you think that things in Nevada are going in the right direction, or do you feel things have gotten pretty seriously off on the wrong track?*





# Majority of Democrats optimistic on Nevada direction, Republicans nearly unanimously pessimistic

State Direction by Party ID and Congressional District

	Right direction	Wrong track	Right direction - Wrong track
All voters	30%	58%	-28
ID Democrat	63%	22%	+41
ID independent	21%	65%	-44
ID Republican	6%	91%	-85
CD 1	39%	44%	-5
CD 2	32%	59%	-28
CD 3	32%	60%	-28
CD 4	19%	66%	-48



# Anglo voters, men, and non-college grads are most likely to be downbeat

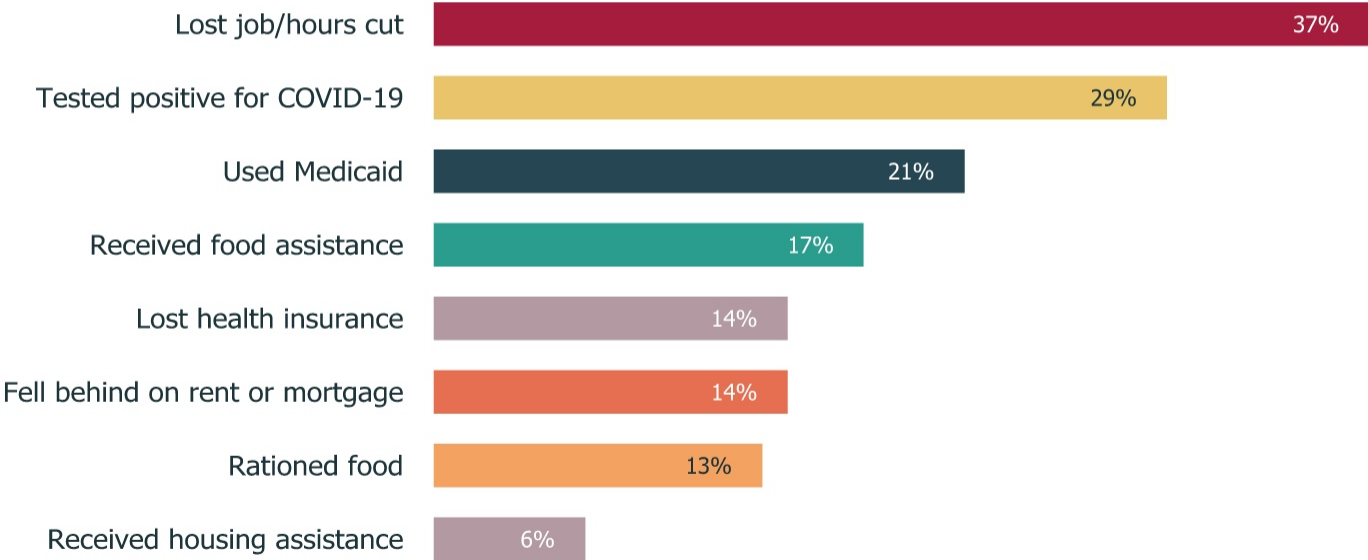
State Direction by Key Demographics

	Right direction	Wrong track	Right direction - Wrong track
All voters	30%	58%	-28
Men	27%	61%	-35
Women	34%	55%	-21
White	29%	58%	-30
Hispanic	40%	53%	-14
18-49	31%	59%	-28
50+	29%	57%	-28
College graduate	34%	57%	-23
Non-college	27%	59%	-32



# More than 1-in-3 voters lost a job or had hours cut due to the pandemic

COVID Situations: Most Frequent



*Q.8 Next I am now going to read you a few situations some Nevadans have found themselves in due to the pandemic. Please tell me whether you or someone in your household has experienced each of the following over the past year.*



# Younger, urban, Hispanic voters most likely to have experienced job losses

## Groups Most Impacted by Lost Jobs/Hours Cut Due to Pandemic

- Urban Hispanic

69%

- Younger Hispanic

64%

- Hispanic

61%

- Age 18-34

61%

- Women of Color

59%

- Younger Urban

57%

- Urban People of Color

57%

- Younger People of Color

56%

- Younger Non College People of Color

54%

- Younger Non College

53%

- Younger Women

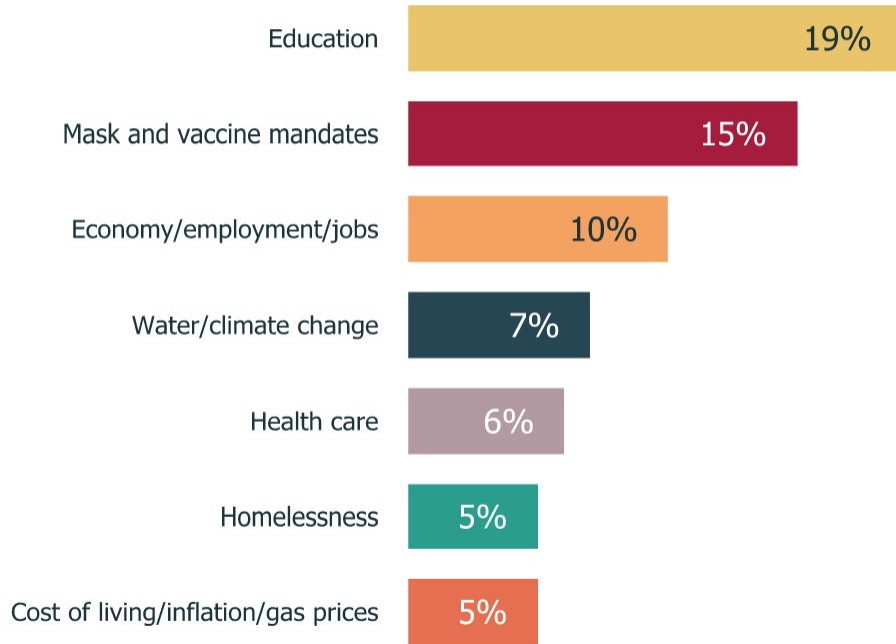
53%

Total 37%



# Education tops list of concerns in open ended probe

Biggest Issues: Top-Tier Mentions



*Q.6 What would you say is the biggest policy issue that you would like the Nevada State Assembly to focus on?*



# Education, economy, mandates, and water pop in word cloud

Biggest Issues: Word Cloud





# Democrats, independents, and voters in CD-3 and CD-4 most likely to express concern about education

Top Issues by Party ID and Congressional District



# Concern about education highest among women, Hispanic voters, younger voters, and college grads

## Top Issues by Key Demographics

Total 19% Education  
Statewide

- Men

15% education, 15% COVID restrictions, 13% economy

- Women

**23% education**, 14% COVID restrictions

- White

18% COVID restrictions, 15% education, 11% economy

- Hispanic

**20% education**, 10% infrastructure, 8% cost of living

- 18-49

**21% education**, 15% COVID restrictions

- 50+

16% education, 14% COVID restrictions, 13% economy

- College Graduate

**20% education**, 12% COVID restrictions, 8% water/climate change


- Non-College

18% education, 17% COVID restrictions, 12% economy



# At least 7-in-10 Nevadans see role for government on education, food access, and various health care issues

Government Role, Most Consensus: % Major/some role



*Q.7 Please tell me whether you think state government in Nevada should have a major role, some role, a minor role, or no real role in dealing with each of the following issues.*



# At least 6-in-10 voters see role for government in issues related to housing, retirement, small business, and child care

Government Role, Second-Tier: % Major/some role

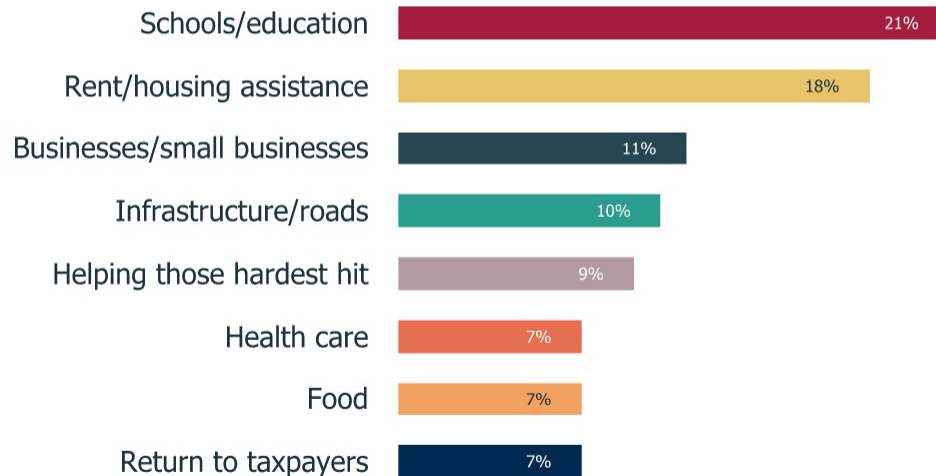


*Q.7 Please tell me whether you think state government in Nevada should have a major role, some role, a minor role, or no real role in dealing with each of the following issues.*



# In open ended probe Nevadans most likely to think ARP funding should go to education or housing assistance

American Rescue Plan: Use of Funds



*Q.9 As you may know, in response to the COVID-19 pandemic the United States Congress passed, and President Biden signed into law, the American Rescue Plan. The state of Nevada has received two point seven billion dollars in federal funding as part of the American Rescue Plan. In your own words, how do you think the state of Nevada should use this federal funding?*



# Education is top priority for ARP funding across party lines

ARP Fund Uses by Party ID and Congressional District



**30% rent/housing,**  
**18% education,** 15%  
health care



**20% rent/housing,**  
**17% education,** 17%  
people hardest hit



**25% education,**  
**12% rent/housing,**  
11% infrastructure



**25% education,** 15%  
businesses, **13%**  
**rent/housing**



**22% rent/housing,**  
**18% education,** 15%  
infrastructure



**22% education,**  
**18% rent/housing**



**21% education,** 11%  
return to taxpayers,  
10% infrastructure





# Education tops open-ended lists of ARP uses across subgroups

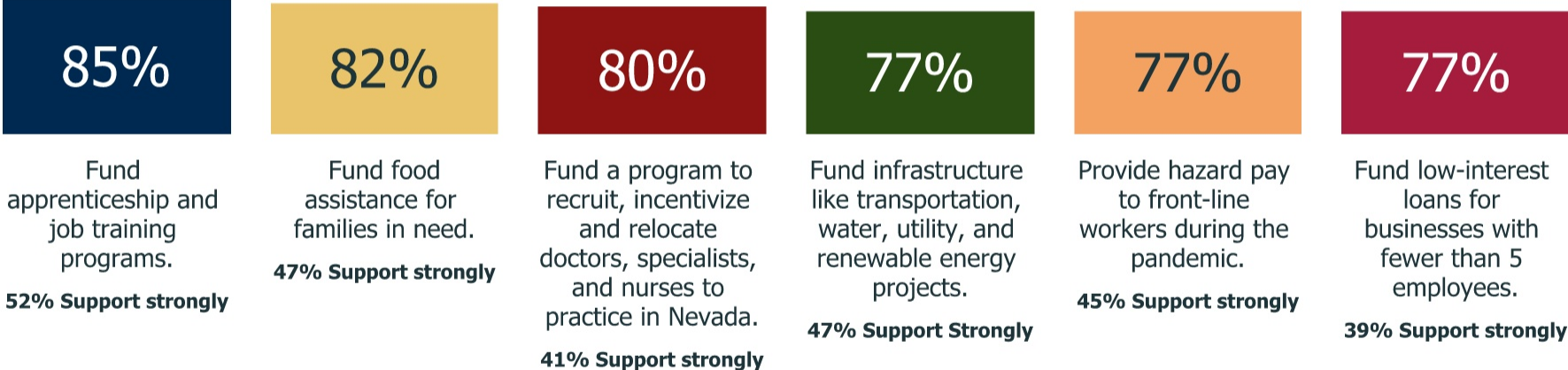
## Top Issues by Key Demographics

- Men
  - 13% education**, 13% infrastructure, 12% rent/housing
- Women
  - 28% education**, 24% rent/housing, 15% businesses
- White
  - 19% rent/housing, **18% education**, 12% infrastructure
- Hispanic
  - 26% education**, 19% rent/housing, 13% people hardest hit
- 18-49
  - 24% education**, 20% rent/housing, 15% people hardest hit
- 50+
  - 18% education**, 15% rent/housing, 13% businesses
- College Graduate
  - 21% education**, 20% rent/housing, 14% infrastructure
- Non-College
  - 21% education**, 16% rent/housing, 13% people hardest hit



# Overwhelming support for using ARP funds on job training, food assistance, doctor recruitment, and support for small businesses and front-line workers

Funding Priorities, Most Consensus: % Total Support



*Q.14 OK, now I am going to ask you about several ways the state of Nevada can use the federal funding from the American Rescue Plan. Please tell me whether you support or oppose each of these proposals for using American Rescue Plan funding.*



# Cross-partisan support for ARP proposals

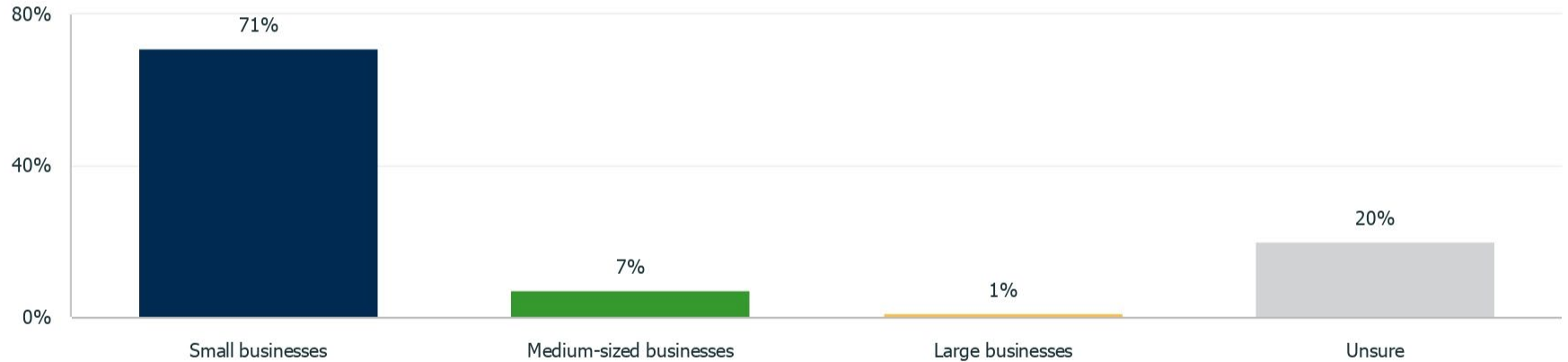
Funding Priorities, Most Consensus: % Total Support by Partisanship and Ideology

	Training	Food	Doctors	Infrastructure	Small biz loans	Hazard pay
All voters	85%	82%	80%	77%	77%	77%
ID Democrat	88%	94%	88%	92%	87%	89%
ID independent	86%	81%	76%	70%	74%	77%
ID Republican	79%	71%	74%	67%	69%	63%
Liberal	95%	97%	94%	96%	93%	95%
Moderate	87%	86%	85%	79%	79%	82%
Conservative	77%	68%	68%	64%	71%	64%
Biden voters	88%	96%	89%	90%	82%	88%
Trump voters	81%	68%	73%	65%	72%	66%
Right direction	94%	96%	89%	91%	82%	89%
Wrong track	80%	73%	75%	66%	74%	69%



# Few Nevadans want ARP funds to go to medium- or large-sized businesses

ARP Funds: Businesses

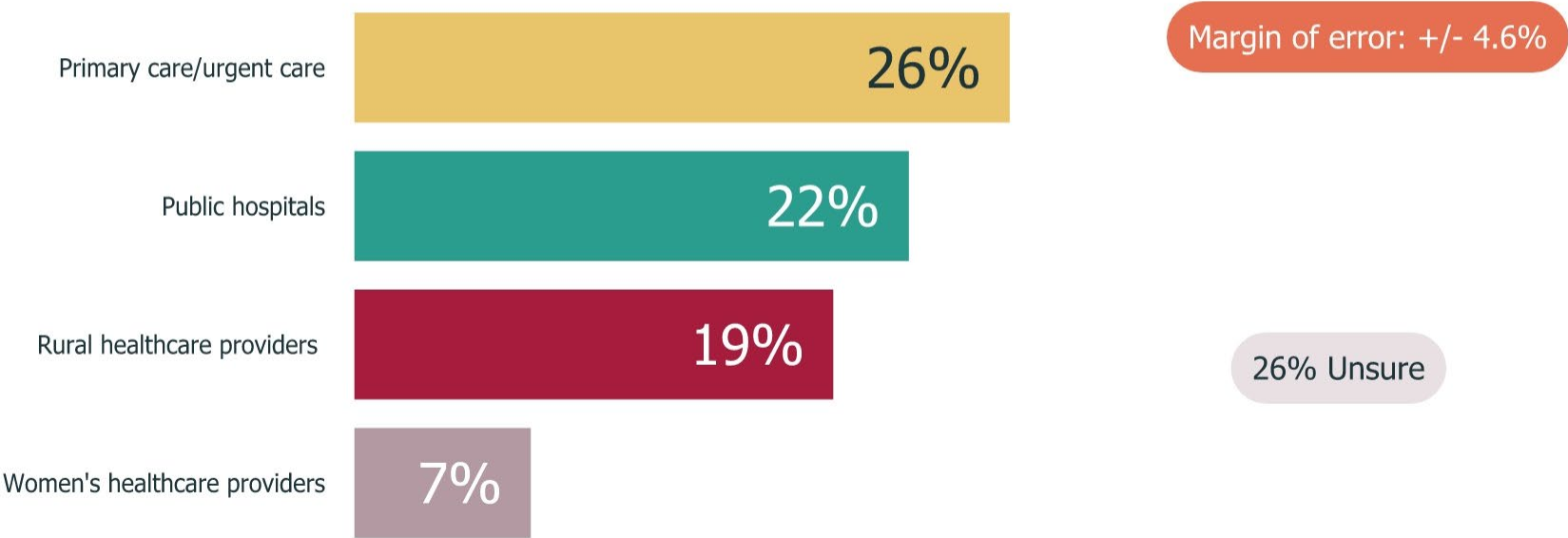


*Q.10 Would you prefer American Rescue Plan funding go towards helping small business, medium sized businesses, or large businesses in Nevada?*



# Primary/urgent care providers and public hospitals identified as most in need of ARP funds

ARP Funds: Healthcare Providers



Q.11 Which types of health care providers in Nevada are MOST in need of funding from the American Rescue Plan?



# Regional nuances in terms of health care funding priorities more salient than partisan differences

Healthcare Funding Priorities by Party ID and Congressional District

	Primary care/urgent care	Public hospitals	Rural healthcare providers	Women's health care providers
All voters	26%	22%	19%	7%
ID Democrat	26%	23%	18%	11%
ID independent	26%	21%	22%	6%
ID Republican	25%	23%	16%	2%
CD 1	35%	31%	12%	8%
CD 2	19%	24%	27%	8%
CD 3	26%	21%	13%	9%
CD 4	28%	13%	22%	4%





# Hispanic voters prioritize funding public hospitals

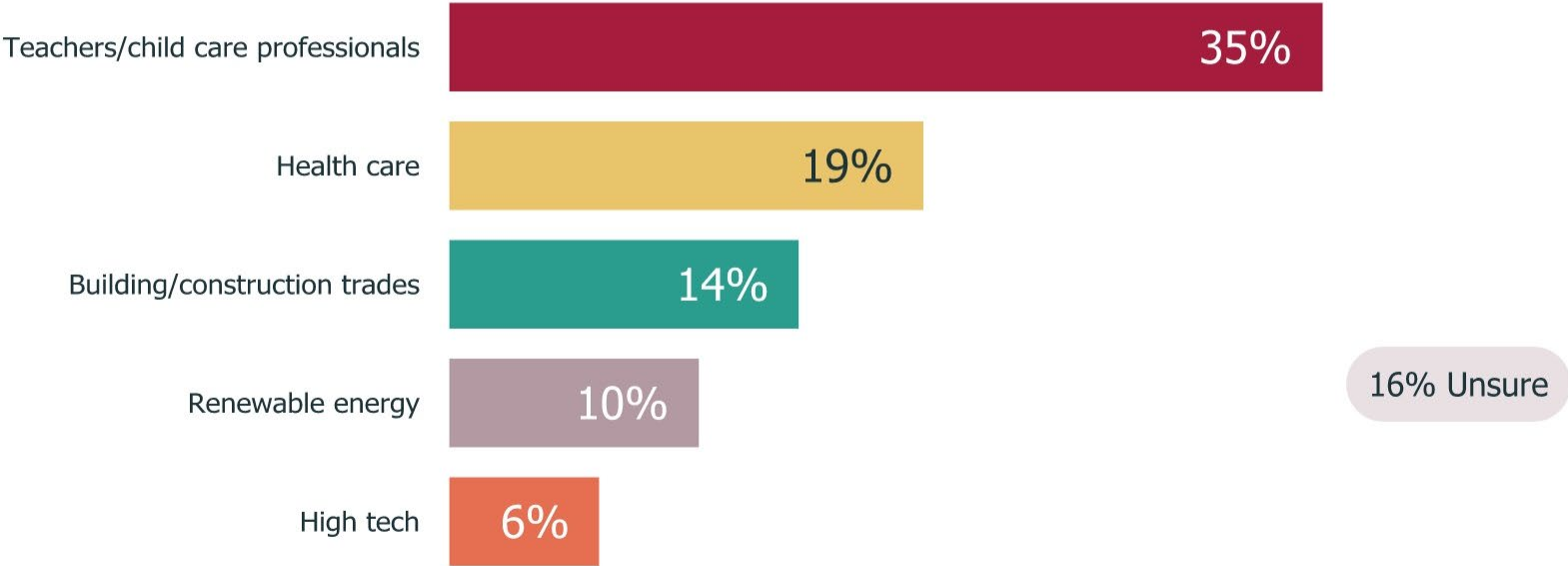
## Healthcare Funding Priorities by Key Demographics

	Primary care/urgent care	Public hospitals	Rural healthcare providers	Women's health care providers
All voters	26%	22%	19%	7%
Men	30%	24%	16%	4%
Women	22%	21%	23%	11%
White	23%	18%	20%	6%
Hispanic	24%	39%	21%	9%
18-49	29%	27%	17%	9%
50+	24%	17%	21%	5%
College graduate	28%	22%	19%	8%
Non-college	25%	22%	19%	7%



# 1-in-3 Nevada voters pick teachers and child care professionals as those most in need of training funding

ARP Funding: Job Training Programs



Q.12 Which types of job training programs in Nevada are MOST in need of funding from the American Rescue Plan?



# Majority of voters in CD-1 say teachers need funding for job training

Job Training Priorities by Party ID and Congressional District

	Teachers	Health care	Construction	Renewable energy	Tech
All voters	35%	19%	14%	10%	6%
ID Democrat	40%	21%	5%	17%	2%
ID independent	36%	17%	14%	9%	10%
ID Republican	27%	18%	24%	4%	7%
CD 1	52%	18%	4%	11%	4%
CD 2	30%	21%	20%	13%	6%
CD 3	28%	19%	15%	8%	11%
CD 4	36%	19%	13%	9%	4%



# Women, Hispanic voters, and voters under 50 most likely to say teachers need funding for job training

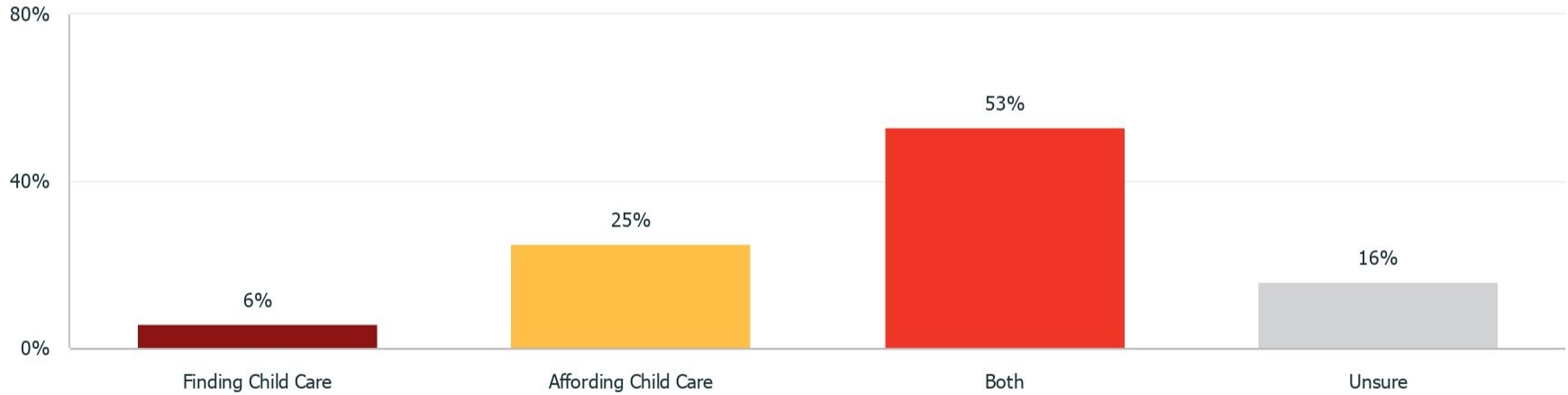
Job Training Priorities by Key Demographics

	Teachers	Health care	Construction	Renewable energy	Tech
All voters	35%	19%	14%	10%	6%
Men	29%	17%	18%	10%	7%
Women	42%	22%	9%	10%	5%
White	27%	18%	16%	11%	8%
Hispanic	50%	25%	9%	11%	3%
18-49	45%	14%	12%	9%	7%
50+	24%	25%	16%	11%	6%
College graduate	38%	19%	11%	11%	9%
Non-college	33%	20%	15%	10%	4%



# 1-in-4 voters say affording child care is harder than finding it, but a majority say both are challenges

Challenges for Parents of Young Children

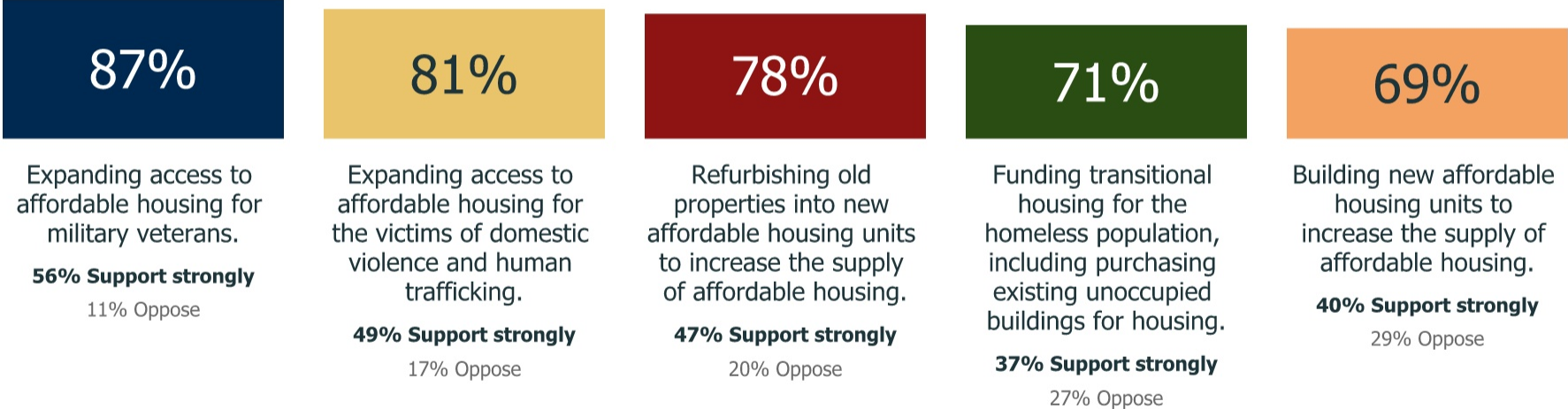


*Q.13 What do you think is a bigger challenge for parents of young children in Nevada?*



# More than 8-in-10 voters want ARP funds to go to housing for veterans, domestic violence victims

Funding Priorities, Housing: % Total Support



*Q.15 OK, now I am going to ask you about several proposals related to housing in Nevada. Please tell me whether you support or oppose each of these proposals.*





# Cross partisan support for affordable housing programs

Funding Priorities, Housing: % Total Support by Partisanship and Ideology

	Veterans	Domestic violence/Trafficking	Refurbish old homes	Transitional housing
All voters	87%	81%	78%	71%
ID Democrat	90%	92%	98%	90%
ID independent	85%	78%	67%	65%
ID Republican	87%	72%	69%	55%
Liberal	94%	93%	95%	95%
Moderate	89%	88%	83%	74%
Conservative	85%	69%	65%	55%
Biden voters	89%	89%	94%	87%
Trump voters	86%	70%	62%	54%
Right direction	89%	92%	92%	84%
Wrong track	85%	74%	67%	62%



# Broad support for housing proposals across regions

Funding Priorities, Housing: % Total Support by Congressional District and Urbanicity

	Veterans	Domestic violence/Trafficking	Refurbish old homes	Transitional housing
All voters	87%	81%	78%	71%
CD 1	94%	96%	96%	91%
CD 2	86%	82%	79%	67%
CD 3	83%	75%	66%	61%
CD 4	88%	75%	75%	69%
Rural	86%	81%	67%	69%
Suburban	80%	68%	65%	58%
Urban	91%	87%	85%	77%



# Proposals have highest support among young women and Hispanic voters

Funding Priorities, Housing: % Total Support by Key Demographics

	Veterans	Domestic violence/Trafficking	Refurbish old homes	Transitional housing
All voters	87%	81%	78%	71%
Men	84%	71%	67%	59%
Women	91%	92%	89%	84%
18-49	89%	87%	81%	75%
50+	86%	75%	73%	66%
Younger Men	88%	80%	70%	65%
Older Men	81%	62%	63%	53%
Younger Women	90%	95%	93%	85%
Older Women	93%	89%	84%	82%
White	87%	77%	75%	66%
Hispanic	92%	92%	89%	80%
College graduate	86%	79%	76%	68%
Non-college	88%	83%	79%	73%



# Questions?



**Ben Lazarus**

*Director of Research Solutions*

TargetSmart

*ben.lazarus@targetsmart.com*

*m: (734) 649-3438*